FHWA REGION NO.	STATE	PROJECT NO.	FISCAL YEAR	SHEET NO.	TOTAL SHEETS
7	KANSAS	87N-0094-01	1998	147	202

Loop Construction/Installation Details

Typical Conventional Loop Installation

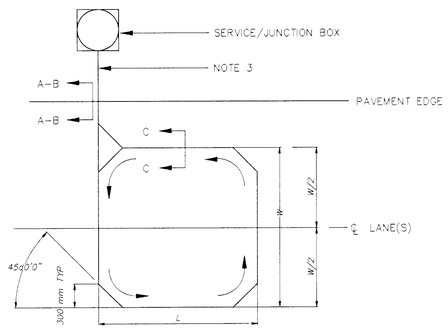

Detail A – No Curb & Gutter

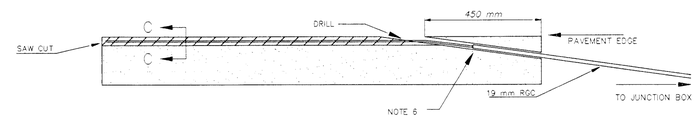

Detail B – Full Curb & Gutter

STD. CURB & GUTTER

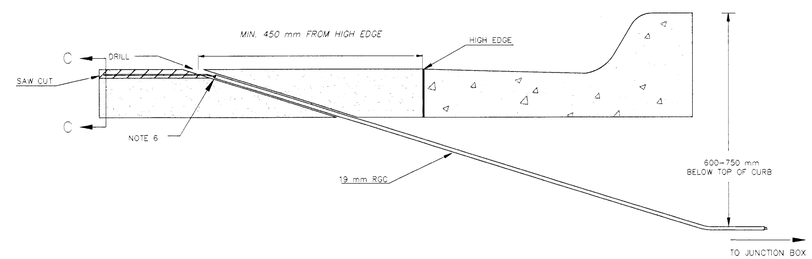

Typical Quadrapole Loop Installation

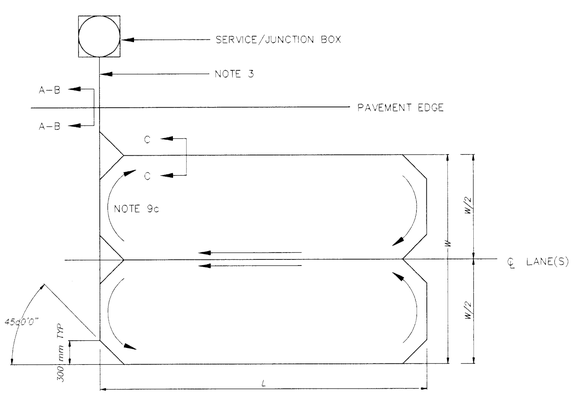

Detail C – Saw Cut

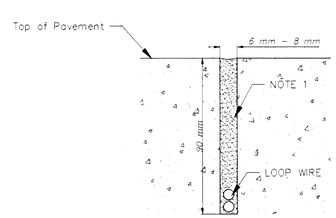

Detail D – Pavement Joint Crossing

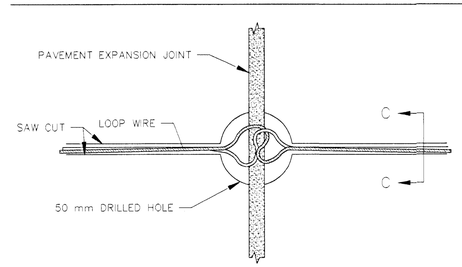

NOTES:

1. Loop saw cut shall be filled with approved sealant to within 3 mm of pavement surface.
2. All loops shall be wound in the same direction.
3. Loop wire between the loop and the service/junction box shall be twisted 6 turns per meter.
4. No expansion joint in the pavement or curb & gutter shall be utilized in the placement of loop wire runs or conduit embedding.
5. The loop wire shall not pass through any part of any drive approach and/or corner radius.
6. All conduit ends shall be sealed with duct seal to prevent loop sealant from entering conduit.
7. Loop feeder conduit shall be a minimum of 300 mm from any other loop feeder conduit.
8. Saw cuts running parallel with expansion joint or any other saw cut shall be a minimum of 300 mm apart.
9. a. Loops 8 m or less – 4 turns.
   b. Loops over 8 m – 3 turns.
   c. Quadrapole loops – 2–4–2 turns.
10. The loop wire shall have 50 mm slack at all crossings of pavement joints to allow for expansion/contration of pavement. – Detail D"

REV. DATE	COMMENTS	INT

PROJECT NUMBER					PROJ NUMBER / DIRECTORY / SHEET NAME
472 - 82906					95 05 E026 / CENTZOO / LOOP1m
DESIGN	DRAWN	APPROVED	DATE	SCALE	
STAFF	SONNY	JFB	NOV 98	NONE	

CENTRAL AVENUE
LOOP DETAIL
WEST STREET TO MCLEAN BLVD

BAUGHMAN COMPANY P. A.
ENGINEERING, SURVEYING, & PLANNING
316-262-7271 • 315 ELLIS • WICHITA, KANSAS 67211

SHEET 147 OF 202