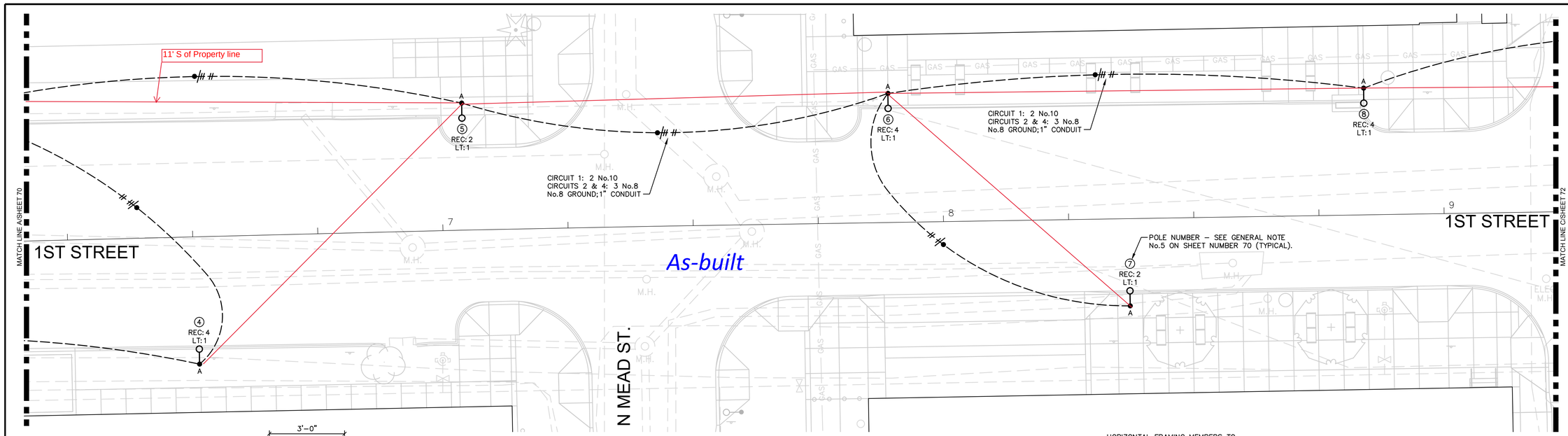


# B SITE ELECTRICAL PLAN

1"=10'-0"

NORTH

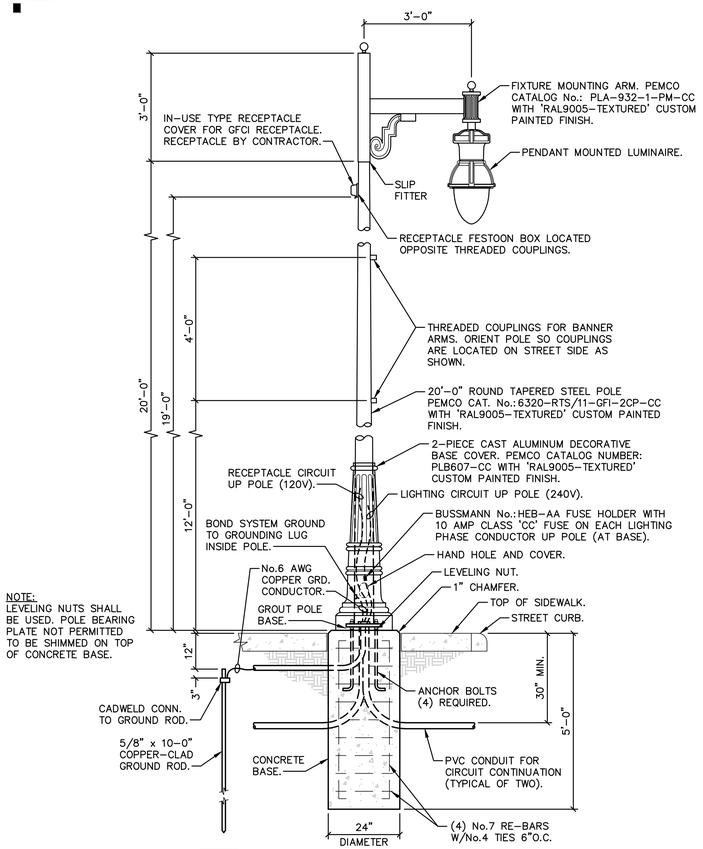


# F LIGHTING POLE "A"

1/2" = 1'-0"

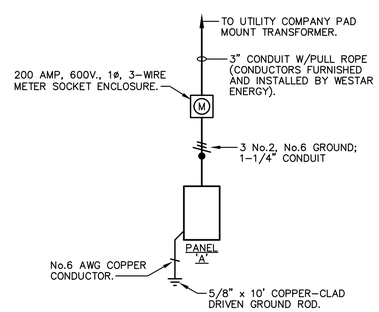


# G ONE-LINE DIAGRAM

N.T.S.

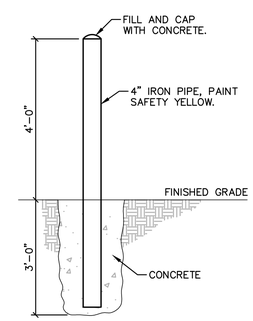


# H GUARD POST DETAIL

N.T.S.

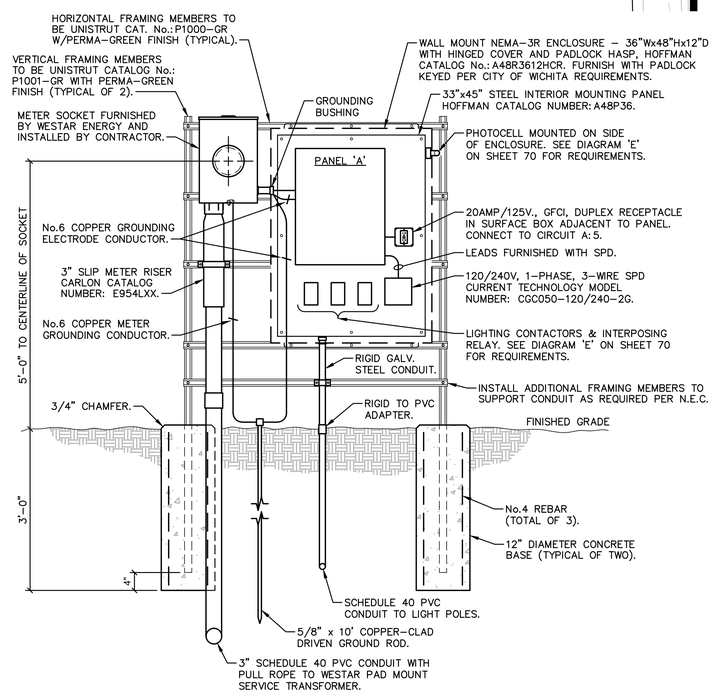


NOTES:

1. FRAMING MEMBERS AND EQUIPMENT SHALL BE FASTENED TOGETHER USING UNISTRUT CHANNEL NUTS AND SCREWS.
2. ALL ENCLOSURES, EXPOSED CONDUIT AND FRAMING MEMBERS TO BE PAINTED BLACK.
3. SERVICE INSTALLATION REQUIREMENTS TO CONFORM WITH UTILITY COMPANY STANDARDS. COORDINATE WITH WESTAR ENERGY – CONTACT: MR. SHANE PRICE, TELEPHONE: (316) 261-6315.

# I PANEL "A" SERVICE RISER DIAGRAM

3/4" = 1'-0"


TranSystems
245 NORTH WACO
SUITE 222
WICHITA, KANSAS 67202
PHONE: 316-303-3000
FAX: 316-303-0156

CONSULTANTS:
LK ARCHITECTURE
SUITE 200
345 NORTH RIVERVIEW ST.
WICHITA, KANSAS 67203
PHONE: 316-268-0230


1ST STREET IMPROVEMENTS
SANTE FE TO WASHINGTON IN OLD TOWN

WICHITA, KANSAS

CITY OF WICHITA

| REVISIONS: | | |
|---|---|---|
| MARK | DATE | DESCRIPTION |

PROJ NO: 472-85285
SCALE: 1" = 10'-0"
DATE: 7/5/17
DESIGNED BY: ST
DRAWN BY: ST
CHECKED BY: .

SHEET TITLE:
SITE ELECTRICAL PLAN

SHEET NO.
72
SHEET 72 OF 90


CADconform Certify This File
L/K DWG. NAME: 63-64-65-66-67.dwg; Jun 29 2017 – 10:28am; LAST EDITED BY: stucker
IF THIS DRAWING IS LESS THAN 22" X 36" IT IS A REDUCED SIZE DRAWING
CADconform Certify This File