
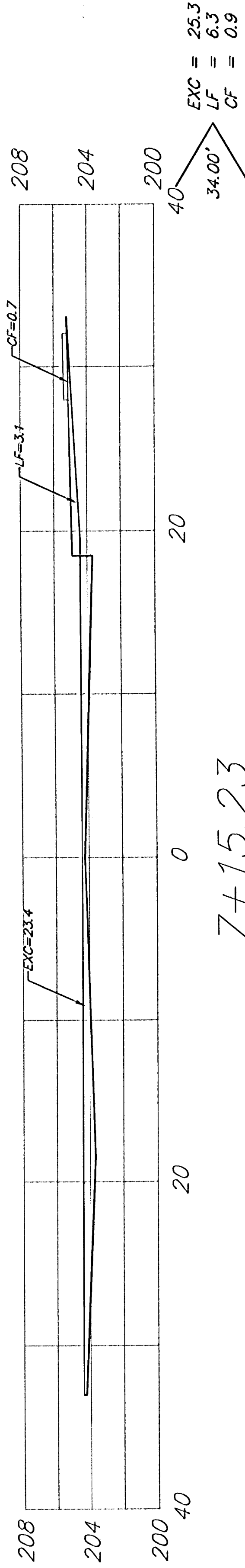



7+88.20




7+49.23




7+15.23




6+81.23




6+50




6+00




5+50



5+00



4+50



AYESBURY

Sheet Totals:  
 Excavation = 219.4  
 Loose Fill = 81.3  
 Compacted Fill = 8.8

**BAUGHMAN COMPANY P.A.**  
 ENGINEERING, SURVEYING, & PLANNING  
 316-262-7271 • 315 ELLIS • WICHITA, KANSAS 67211  
 PROJECT NUMBER  
 472-83484

REV.  
 SHEET  
**38**  
**39**  
 Fairmont/AS