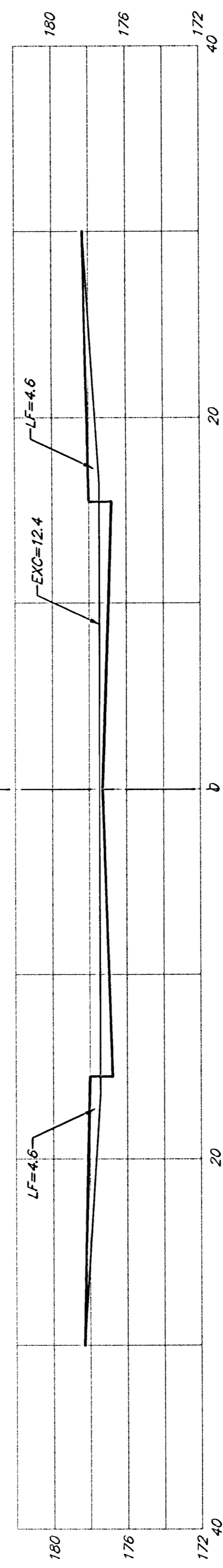
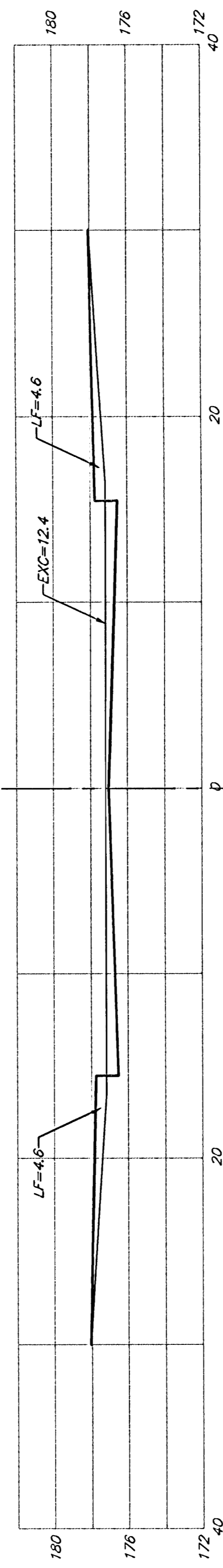


EXC = 4.8  
LF = 3.6  
CF = 0.0



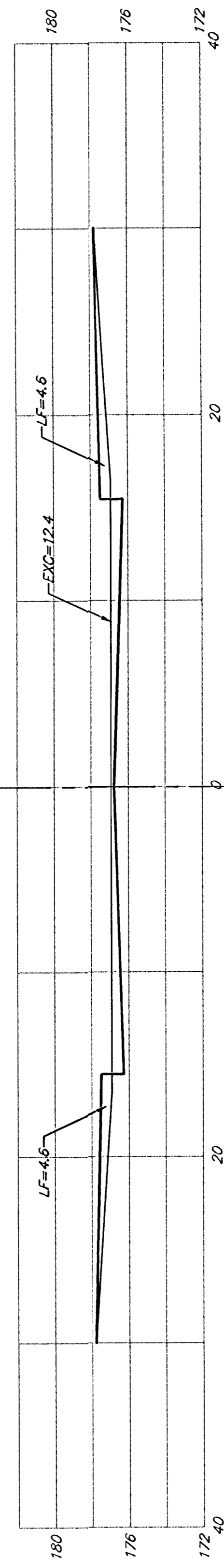
2+00

EXC = 23.0  
LF = 17.0  
CF = 0.0




1+50

EXC = 23.0  
LF = 17.0  
CF = 0.0




1+00

EXC = 23.0  
LF = 17.0  
CF = 0.0



0+50

EXC = 6.0  
LF = 4.4  
CF = 0.0



0+37.03

AKSARBEN

Sheet Totals:  
Excavation = 79.8 C. Y.  
Loose Fill = 59.0 C. Y.  
Compacted Fill = 0.0 C. Y.

**ED BAUGHMAN COMPANY P.A.**  
ENGINEERING, SURVEYING, & PLANNING  
316-262-7271 • 315 ELLIS • WICHITA, KANSAS 67211

PROJECT NUMBER  
**472-83889**

REV. SHEET 24 OF 32  
CopperGate/RS