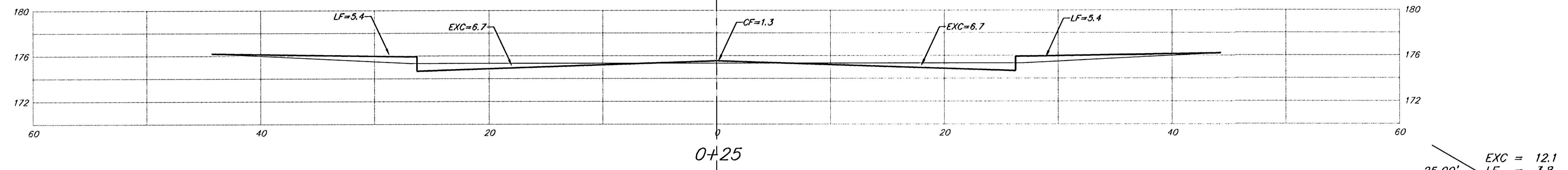
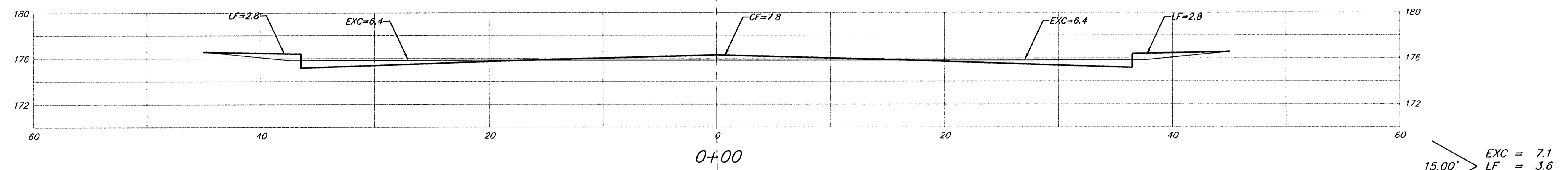


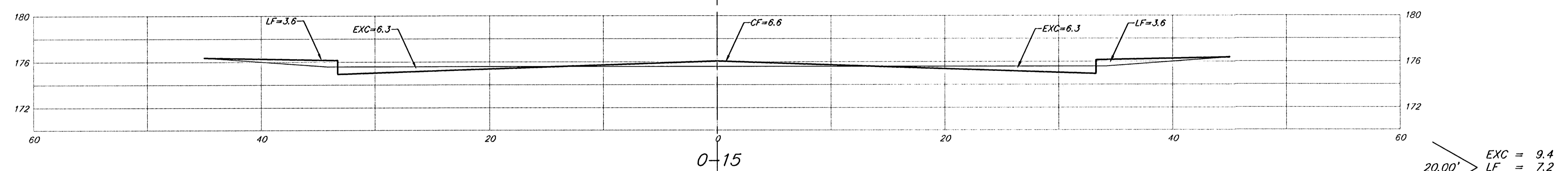
0+49.99



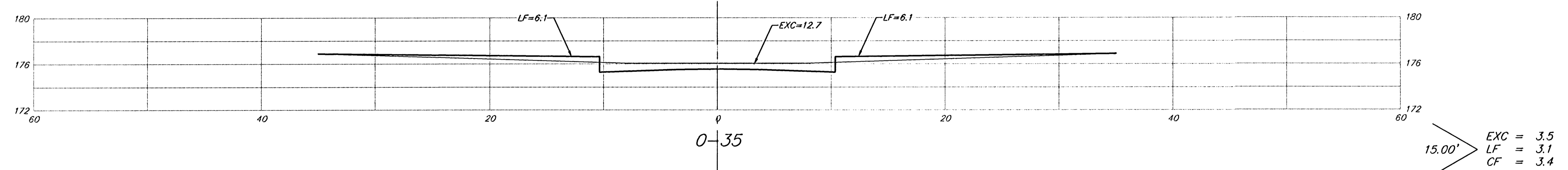
0+25



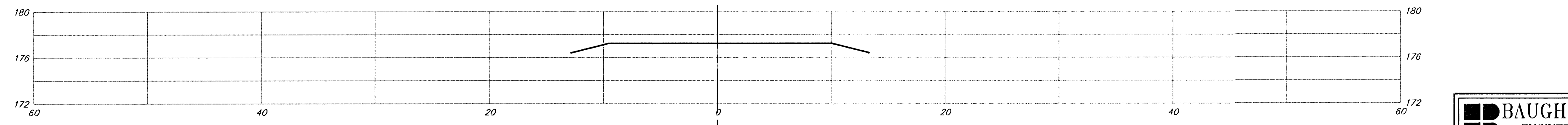
0+00



0-15



0-35



0-50

AKSARBEN CT. (LOTS 7-14, BLOCK A)

50.01' EXC = 23.0
LF = 17.0
CF = 0.0

24.99' EXC = 11.9
LF = 9.3
CF = 0.6

25.00' EXC = 12.1
LF = 3.8
CF = 4.2

15.00' EXC = 7.1
LF = 3.6
CF = 4.0

20.00' EXC = 9.4
LF = 7.2
CF = 2.4

15.00' EXC = 3.5
LF = 3.1
CF = 3.4

Sheet Totals:
Excavation = 67.0 C.Y.
Loose Fill = 44.0 C.Y.
Compacted Fill = 14.6 C.Y.

BAUGHMAN COMPANY P.A.
ENGINEERING, SURVEYING, & PLANNING
315-282-7271 • 315 ELLIS • WICHITA, KANSAS 67211

PROJECT NUMBER
472-83889

REV. SHEET **26** OF **32**
CopperCote/AS