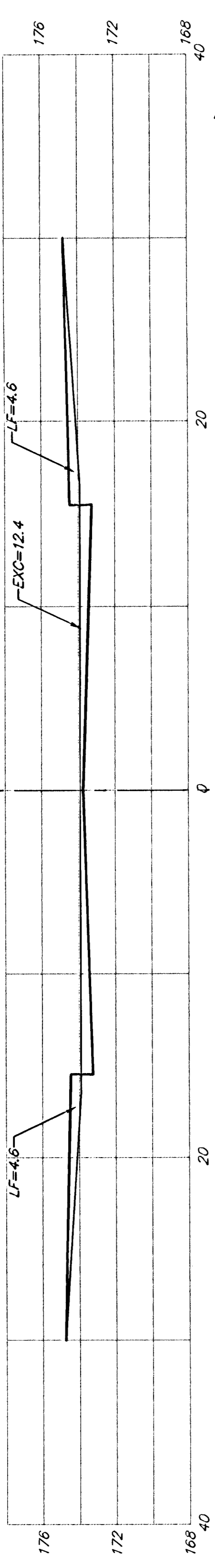


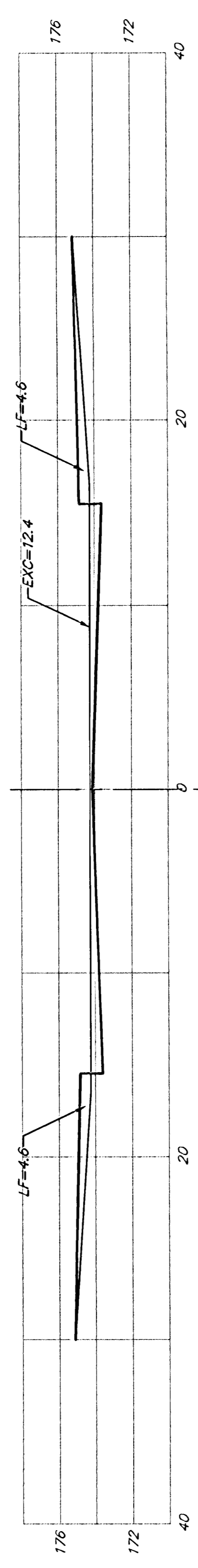
EXC = 12.9  
LF = 9.6  
CF = 0.0

3+00



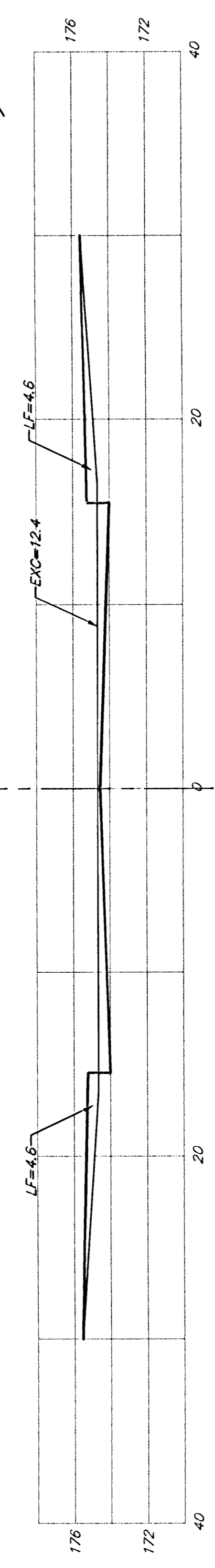
EXC = 23.0  
LF = 17.0  
CF = 0.0

2+50



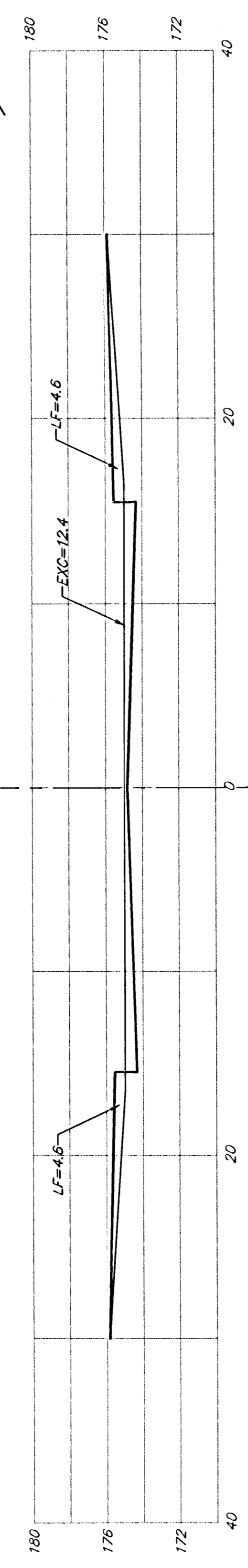
EXC = 23.0  
LF = 17.0  
CF = 0.0

2+00



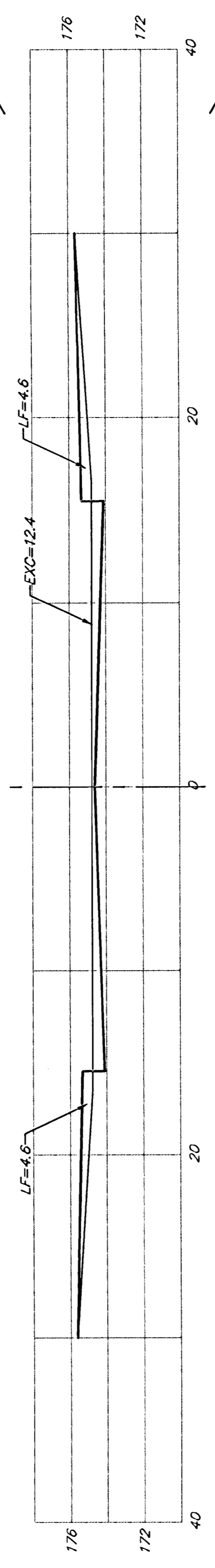
EXC = 23.0  
LF = 17.0  
CF = 0.0

1+50



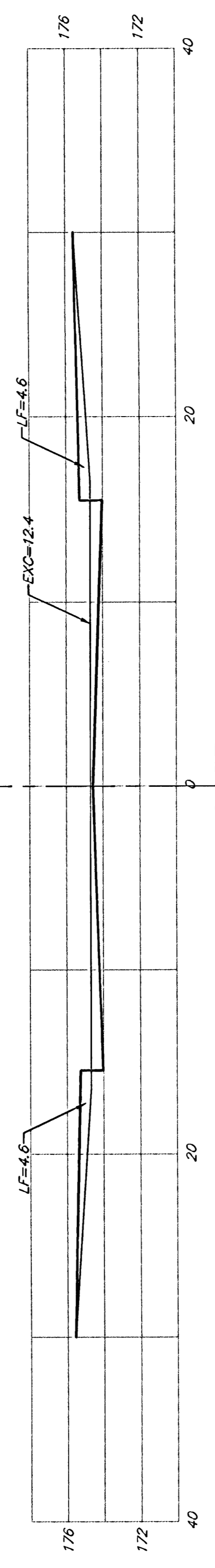
EXC = 23.0  
LF = 17.0  
CF = 0.0

1+00



EXC = 6.0  
LF = 4.4  
CF = 0.0

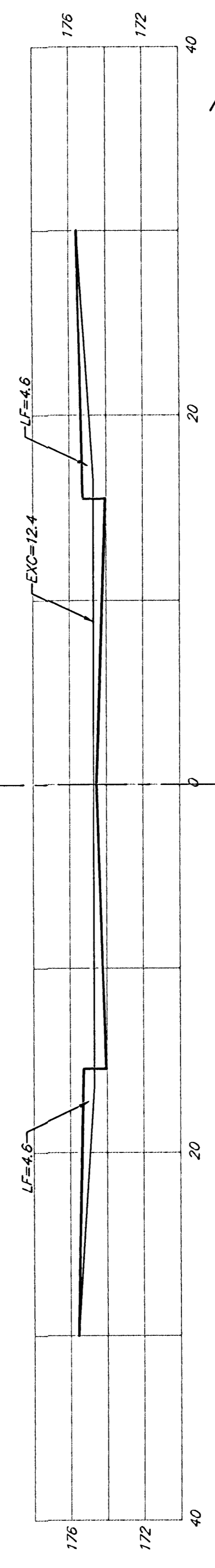
0+50



EXC = 16.8  
LF = 12.5  
CF = 0.0

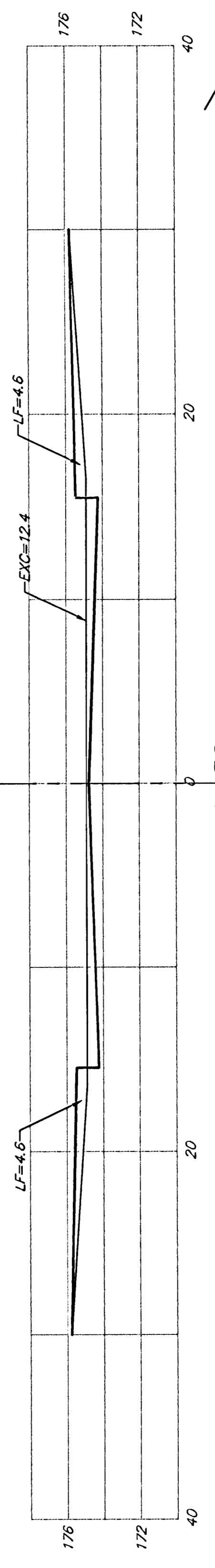
0+37

AKSARBEN CT. (LOTS 11-24, BLOCK D)



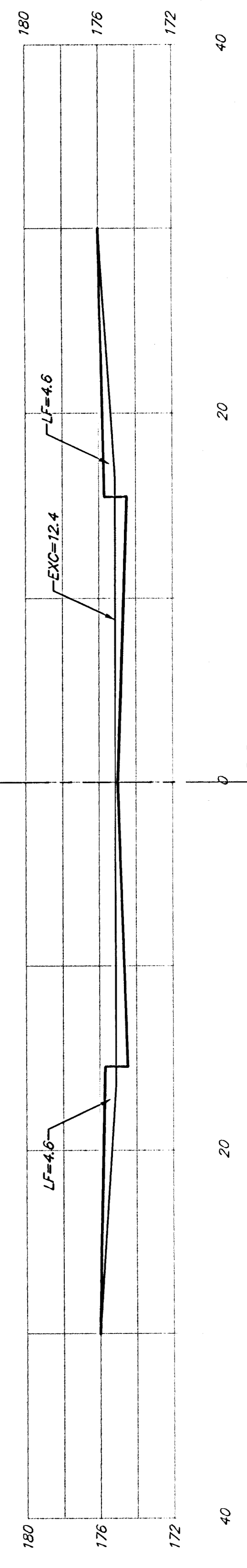
EXC = 23.0  
LF = 17.0  
CF = 0.0

1+86.56



EXC = 23.0  
LF = 17.0  
CF = 0.0

1+50



EXC = 23.0  
LF = 17.0  
CF = 0.0

1+00

AKSARBEN CT. (LOTS 7-14, BLOCK A)

Sheet Totals:  
Excavation = 173.7 C.Y.  
Loose Fill = 128.5 C.Y.  
Compacted Fill = 0.0 C.Y.

**BAUGHMAN COMPANY P.A.**  
ENGINEERING, SURVEYING, & PLANNING  
316-282-7271 • 315 ELLIS • WICHITA, KANSAS 67211

PROJECT NUMBER  
**472-83869**

REV.  
SHEET  
**37**  
**32**