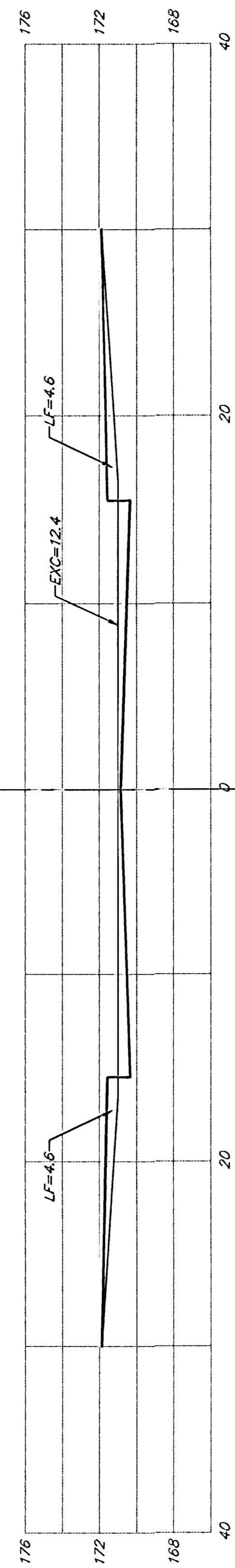


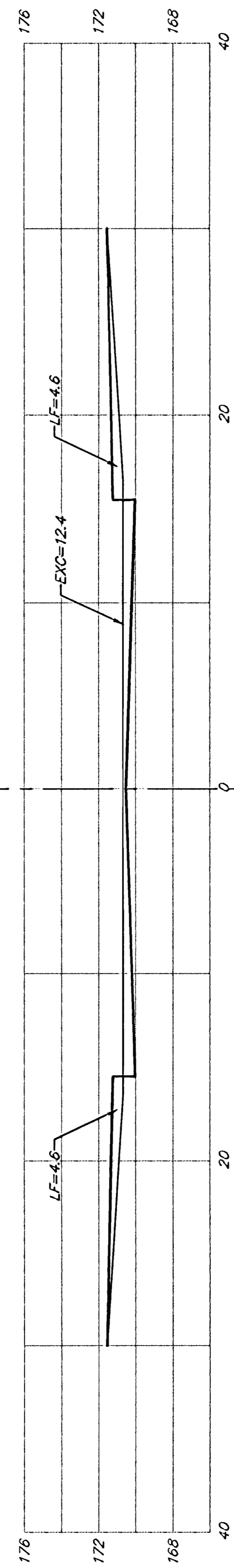
Q

\triangle
 EXC = 5.9
 LF = 4.3
 CF = 0.0
 12.75'



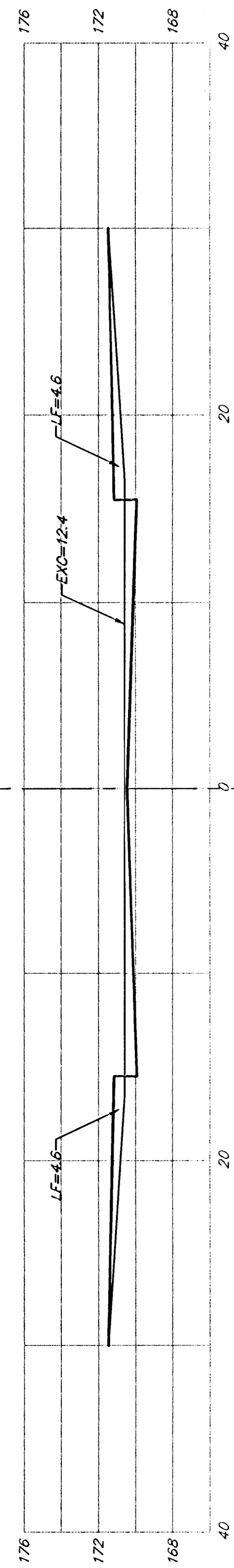
1+00

\triangle
 EXC = 23.0
 LF = 17.0
 CF = 0.0
 50.00'



0+50

\triangle
 EXC = 6.0
 LF = 4.4
 CF = 0.0
 13.00'



0+37

AKSARBEN CT. (LOTS 7-14, BLOCK A)

Sheet Totals:
 Excavation = 34.9 C.Y.
 Loose Fill = 25.7 C.Y.
 Compacted Fill = 0.0 C.Y.

BAUGHMAN COMPANY P.A.
 ENGINEERING, SURVEYING, & PLANNING
 316-262-7271 • 315 ELLIS • WICHITA, KANSAS 67211
 PROJECT NUMBER
472-83869

REV.
 SHEET
29
32
 Copper/Gar/JS