

BRENTWOOD

SOUTH

ADDITION

STA. 8+89.1 LINE 1  
CONSTRUCT STANDARD MH TYPE P  
DIA. 5.0' W/ BEEHIVE TOP  
TOP ELEV. = 1384.5  
SEE SHEET 12.

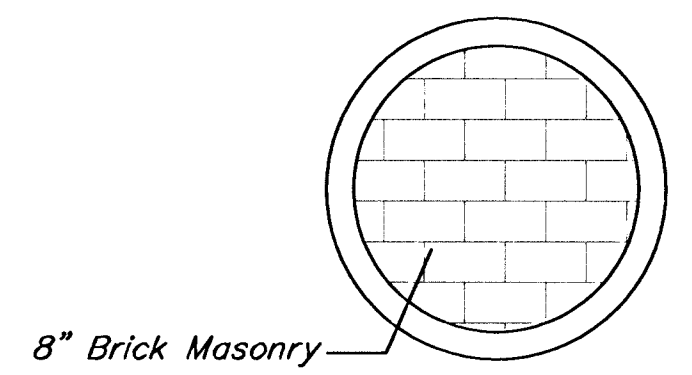
REMOVE TREES ONLY AS  
NEEDED FOR CONSTRUCTION.

STA. 12+40.1 LINE 1  
INSTALL BRICK PLUG IN PIPE.

GRADE EASEMENT TO  
MATCH BEEHIVE TOP.


STA. 10+35.1 LINE 1  
CONSTRUCT STANDARD MH TYPE P  
DIA. 5.0' W/ BEEHIVE TOP  
TOP ELEV. = 1385.3

STA. 12+35.1 LINE 1  
CONSTRUCT STANDARD MH TYPE P  
DIA. 5.0' W/ BEEHIVE TOP  
TOP ELEV. = 1387.7

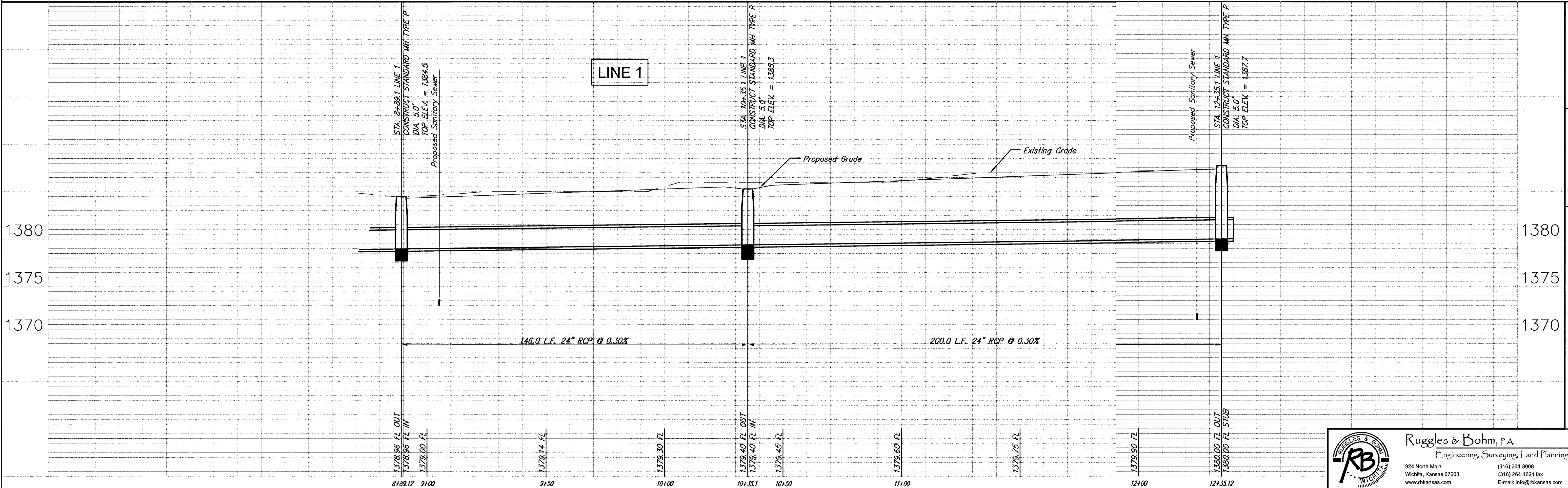


PIPE PLUG DETAIL

1. Mortar used in plug construction shall be in accordance with standard specifications.
2. All brick used in stack construction shall meet Grade ASTM C32 for MM and MS.
3. Pipe plugs shall be Subsidiary to the project.



SCALE 1" = 20'  
IRON = •



PROJECT NUMBER 472-83445	DESIGN KWL	DRAWN RA	REVISION DATE
DRAWING FILE storm sewer [swe 3]	UTILITY	DATE June 23, 2003	REVIEW
Storm Sewer Improvements SWS Line 1		WICHITA, KANSAS	

**Ruggles & Bohm, P.A.**  
Engineering, Surveying, Land Planning  
924 North Main  
Wichita, Kansas 67203  
www.rbkansas.com  
(316) 264-9008  
(316) 264-4621 fax  
E-mail: info@rbkansas.com