**Moved Drainage Structure**
**20 feet south and 10 feet west**
**to save trees**
**RECORD DRAWINGS**
**APRIL 12, 2004 by J.U./B.K.**

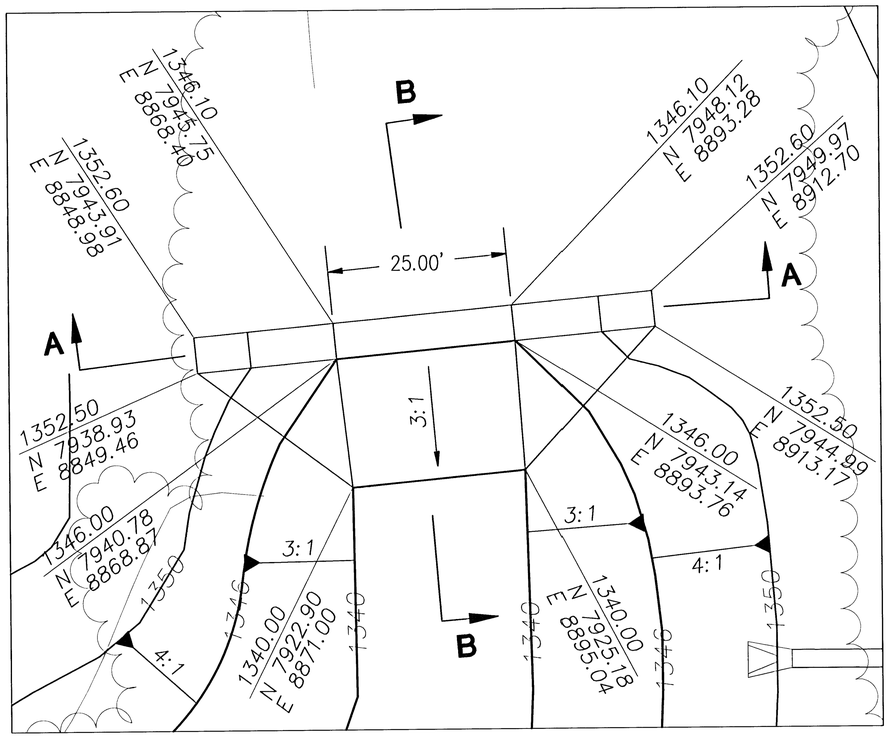


SCALE 1"=10'

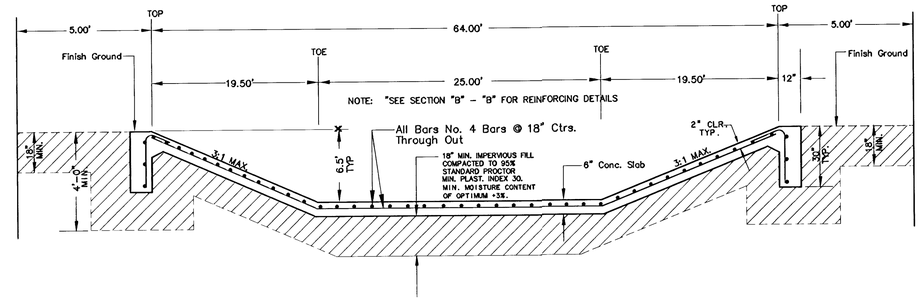


SECTION A–A
n.t.s.

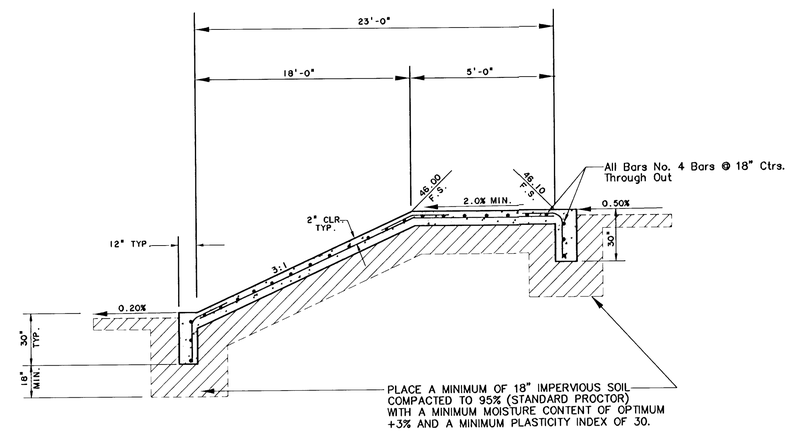


SECTION B–B
n.t.s.

NOTE:

1. All Concrete to be 6 sack City Paving Mix.
2. All Exposed Concrete Edges To Have 3/4" – 45° Chamfer.
3. All Exposed Concrete Surfaces To Be Hand Rubbed.
4. All steel bars to be #4 bars @ 18" ctrs unless noted otherwise.
5. All reinforcing splices shall be with #4 bars and minimum overlap of reinforcing steel shall be 24 inches.

| No. | Date | By | Approved | Revision |
|---|---|---|---|---|
| | | | | |
| | | | | |
| | | | | |
| | | | | |

FALCON FALLS – PHASE 1
STREET IMPROVEMENTS
POND INLET STRUCTURE
CITY OF WICHITA, KANSAS
NEIL D. CABLE, P.E. – CITY ENGINEER
C.O.W. Project # 472-83887 O.C.A. # 765872


POE & ASSOCIATES OF KANSAS, INC.
CONSULTING ENGINEERS
5940 E. Central, Suite 200 ■ Wichita, KS 67208-4242
Phone 316/685-4114 ■ FAX 316/685-4444


FINAL

Designed By: J. Ubert / B. Kulla
Drawn By: B. Kulla
Poe Job No.: 1748A
Date: May 2003




Z:\1748\base-pond.dwg Mon Apr 12 11:07:13 2004 Bernard Kulla, Poe & Associates Inc.