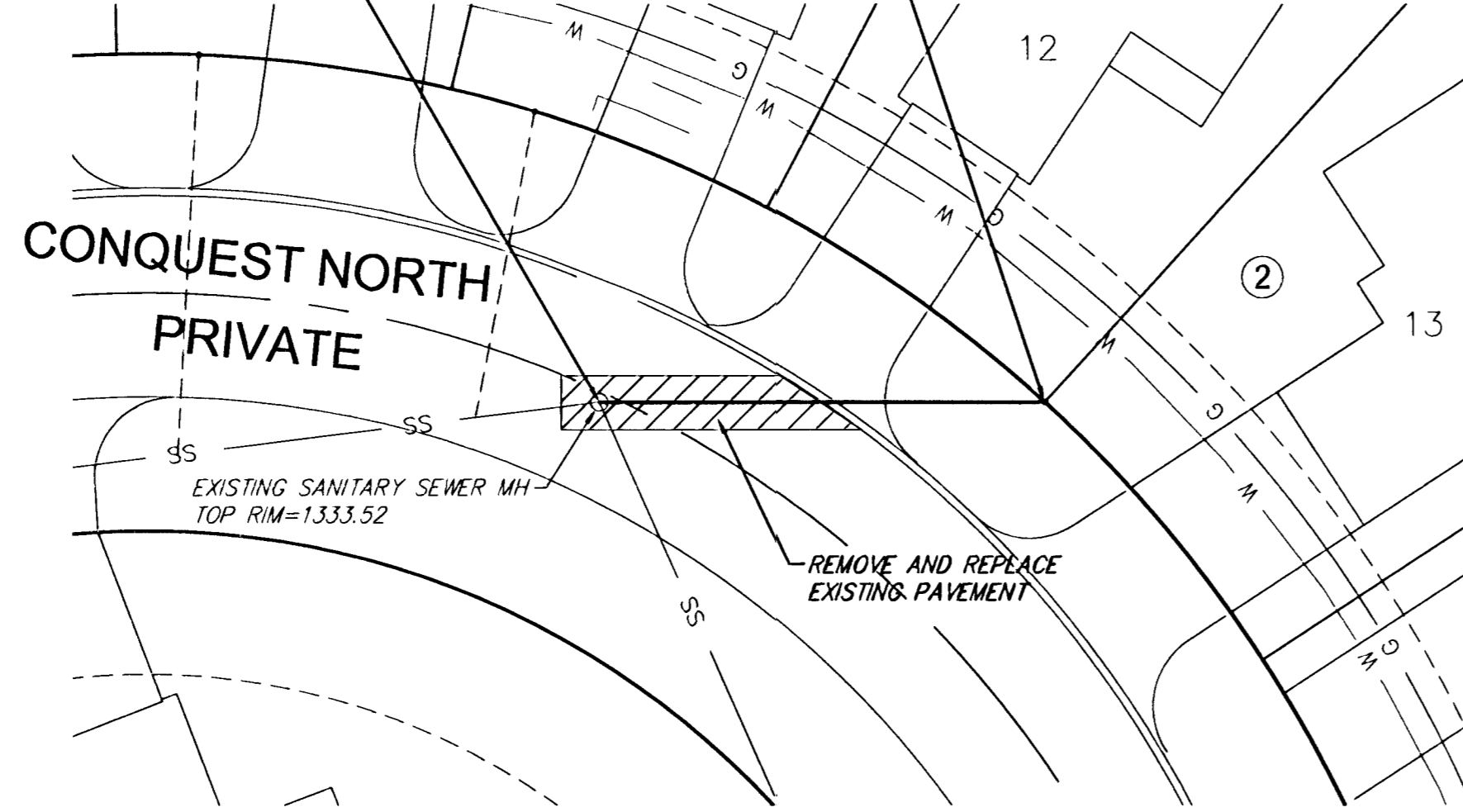

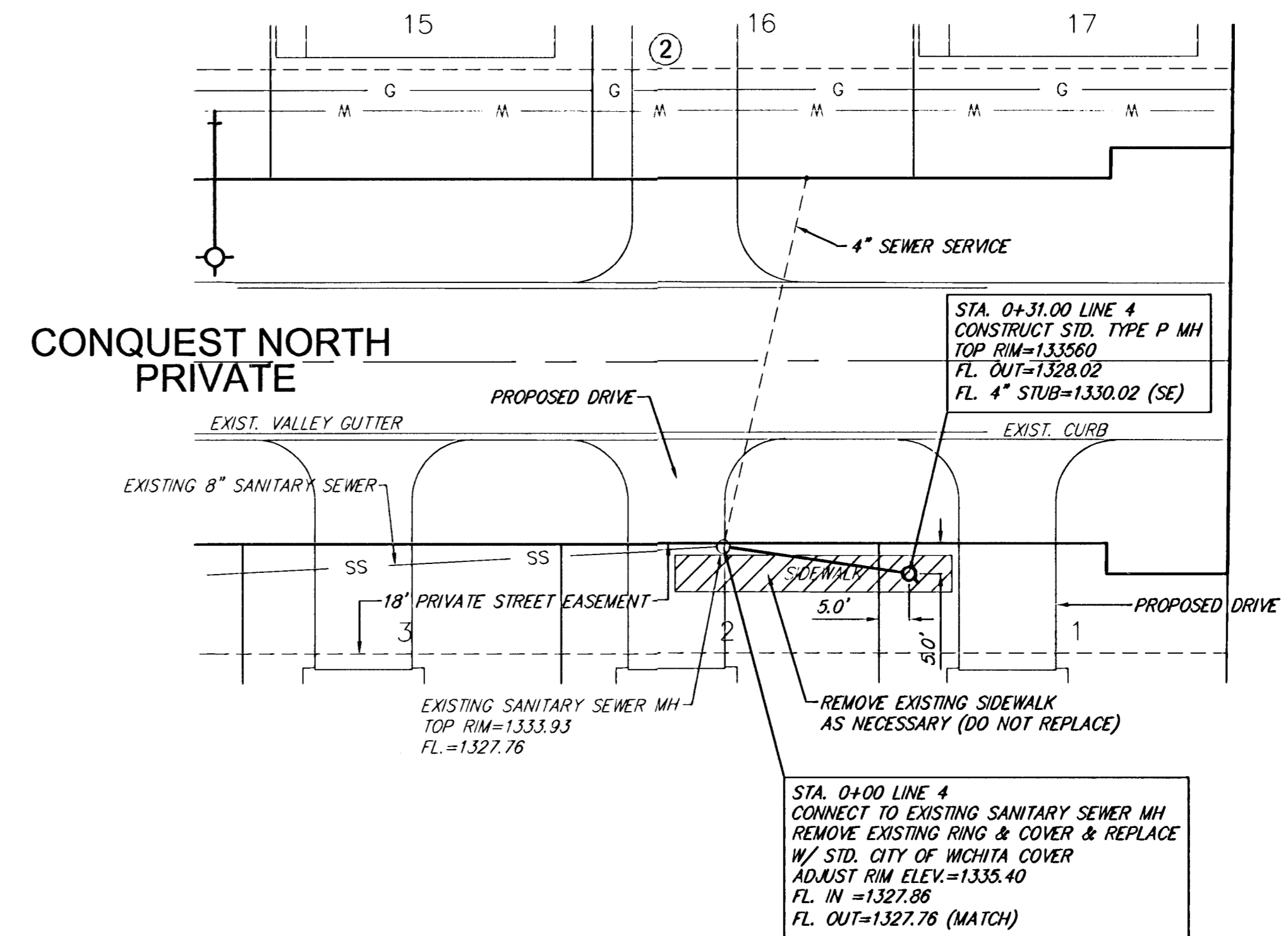


STA. 0+00 LINE 3
 CONNECT TO EXISTING SANITARY SEWER MH
 REMOVE EXISTING RING & COVER & REPLACE
 W/ STD. CITY OF WICHITA COVER
 MATCH RIM ELEV.=1333.52
 FL. IN =1326.96 (E)
 FL. OUT=1326.86 (S)

STA. 0+55.90 LINE 3
 (1)-8" CLEANOUT RISER W/ DOUBLE WYE
 CLEANOUT COVER ELEV.=1334.40
 LOTS SERVED (12,13 BLOCK 2)




LINE 3



LINE 4

Rev. as built 9-11-06 JCR



DESIGN	REVISED
TOR	DATE
UTILITY	June 27, 2006
PROJECT NUMBER	REVIEW
1670	EJB
DRAWING FILE	
Utility (SS 2)	
CONQUEST NORTH 2ND ADDITION SANITARY SEWER WICHITA, KANSAS	
NO. JOB	2867E
SHEET	3
OF	6

Ruggles & Bohm, P.A.
 Engineering, Surveying, Land Planning
 924 North Main (316) 264-8008
 Wichita, Kansas 67203 (316) 264-4821 fax
 www.rbkansas.com E-mail: info@rbkansas.com