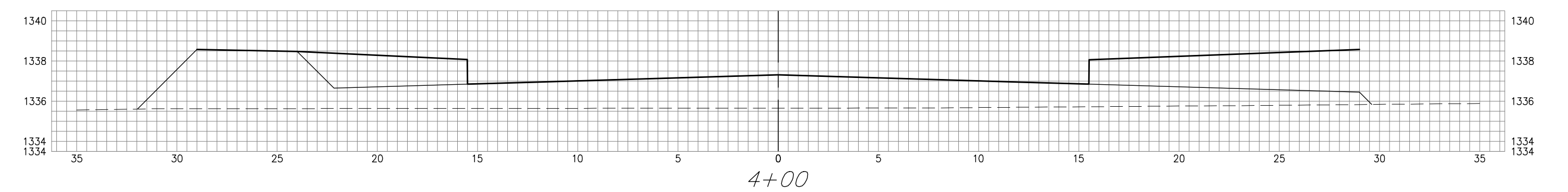
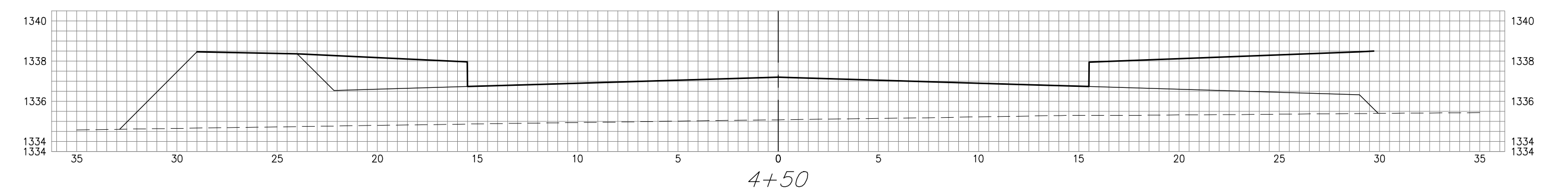
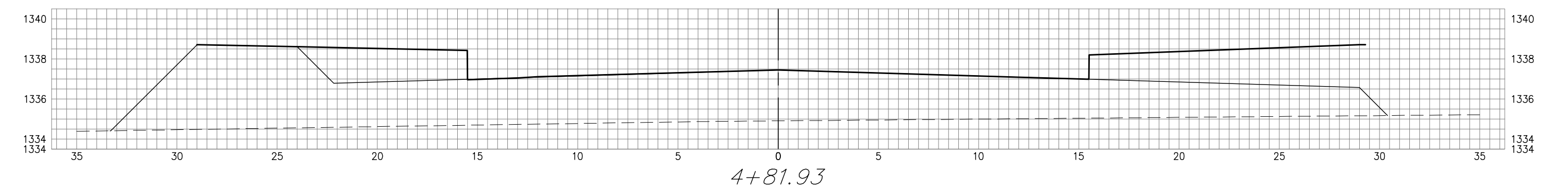


Bedford CY Excavation (unadjusted)				Bedford CY Compacted Fill (unadjusted)				Bedford CY Loose Fill (unadjusted)			
Station	Area	Volume	Total	Station	Area	Volume	Total	Station	Area	Volume	Total
0+32.71	0.00	0.00	0.00	0+32.71	18.73	0.00	0.00	0+32.71	39.26	0.00	0.00
0+50	0.00	0.00	0.00	0+50	0.00	6.28	6.28	0+50	0.00	12.41	12.41
1+00	0.00	0.00	0.00	1+00	40.46	40.98	47.26	1+00	33.94	29.30	41.70
1+50	0.00	0.00	0.00	1+50	47.95	84.38	131.64	1+50	34.13	61.44	103.14
2+00	0.00	0.00	0.00	2+00	48.73	89.51	221.15	2+00	34.13	63.20	166.34
2+50	0.00	0.00	0.00	2+50	62.33	102.84	323.99	2+50	34.13	63.20	229.54
3+00	0.00	0.00	0.00	3+00	77.42	129.40	453.39	3+00	34.13	63.20	292.74
3+50	0.00	0.00	0.00	3+50	79.15	144.98	598.37	3+50	34.13	63.20	355.94
4+00	0.00	0.00	0.00	4+00	85.86	152.79	751.16	4+00	34.13	63.20	419.14
4+50	0.00	0.00	0.00	4+50	117.87	193.48	944.64	4+50	35.92	62.31	481.44
4+81.93	0.00	0.00	0.00	4+81.93	146.22	162.90	1107.54	4+81.93	35.86	39.51	520.95
4+97.40	0.00	0.00	0.00	4+97.40	247.26	126.09	1233.63	4+97.40	67.73	32.84	553.80
5+14.35	0.00	0.00	0.00	5+14.35	336.81	221.79	1455.42	5+14.35	47.12	43.22	597.02
5+26.33	0.00	0.00	0.00	5+26.33	353.89	191.75	1647.17	5+26.33	45.67	24.78	621.80
5+38.32	0.00	0.00	0.00	5+38.32	320.37	187.16	1834.33	5+38.32	47.28	24.83	646.63
5+55.26	0.00	0.00	0.00	5+55.26	224.95	206.58	2040.90	5+55.26	68.45	43.57	690.21
5+70.73	0.00	0.00	0.00	5+70.73	130.98	113.63	2154.54	5+70.73	34.40	32.66	722.87
6+00	0.00	0.00	0.00	6+00	31.18	92.66	2247.20	6+00	31.96	33.71	756.58
6+24.78	7.87	3.66	3.66	6+24.78	6.23	19.38	2266.58	6+24.78	21.64	22.97	779.55



BEDFORD

