
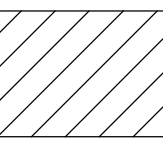

 Ditch Checks  
 Temporary Ditch  
 Area to be graded  
 Existing Grade

60 0 60  
 Scale: 1"=60'

Earthwork shall **NOT** be stockpiled. Excess material shall be used to fill lots as indicated on this sheet up to, but not above, the grades indicated. Front lot corners shall be set at 0.5' above top of curb grades. Fill shall be compacted to same specifications as area included in Mass Grading Plan. Lots shall be filled starting from the west going east. No areas on this sheet shall be excavated, except for temporary ditches needed to relieve drainage issues, if any (incidental to "Mass Grading"). No areas within the street R/W or around existing structures or trees shall be graded at this time, except to promote positive drainage to temporary ditching.

Baughman Company, P.A.  
 ENGINEERING, PLANNING & ARCHITECTURE  
 1000 W. MARKET ST., SUITE 200  
 PHILADELPHIA, PA 19102  
 DATE: 08/19

**FILL PLAN**  
 STORM WATER DRAIN IMPROVEMENTS

SHEET  
**21**  
 OF  
**40**