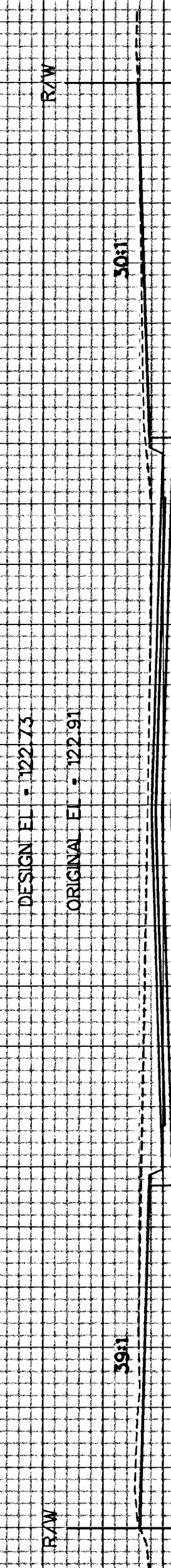



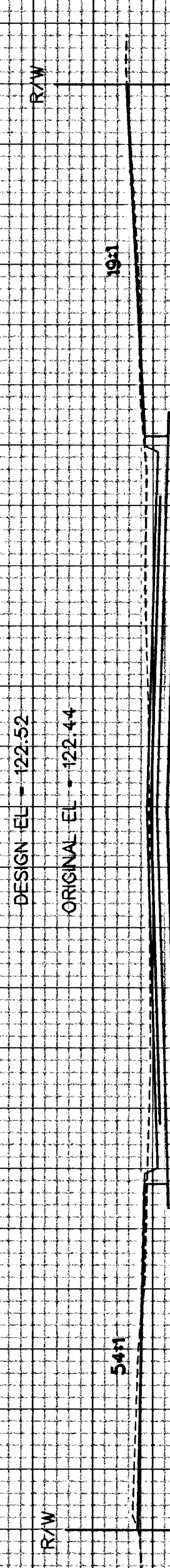
40 30 20 10 0 10 20 30 40



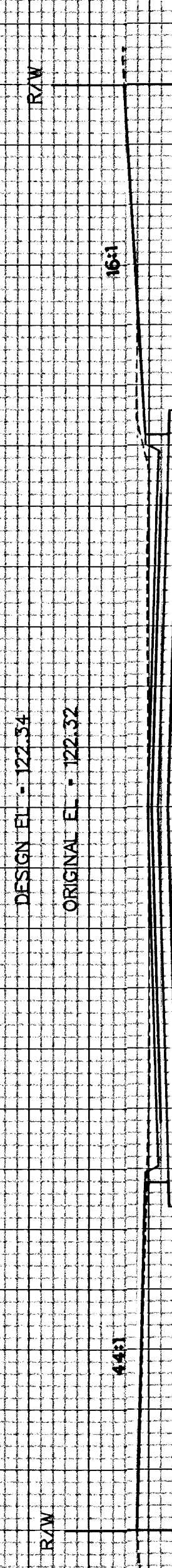
17+60.00
 C=45.4
 F=0.0



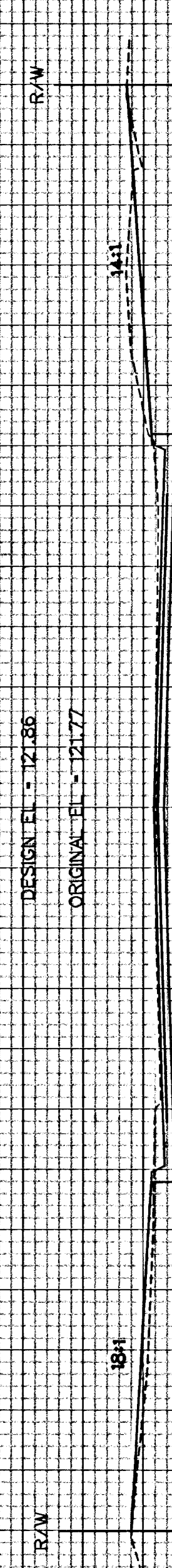
17+40.00
 C=43.5
 F=0.0



17+20.00
 C=34.3
 F=0.8



17+00.00
 C=34.6
 F=0.5



16+20.00
 C=34.8
 F=3.1

CROSS SECTIONS
 Sta. 15+00.00 - Sta. 15+80.00

BAN SYSTEMS CORPORATION
 245 North Waco, Suite 420
 Wichita, Kansas 67202

DESIGNED	J.R.L.	DRAWN	M.P.M.
CHECKED	B.A.L.	DATE	2/2004
SCALE	1" = 50'	SHEET NO.	20