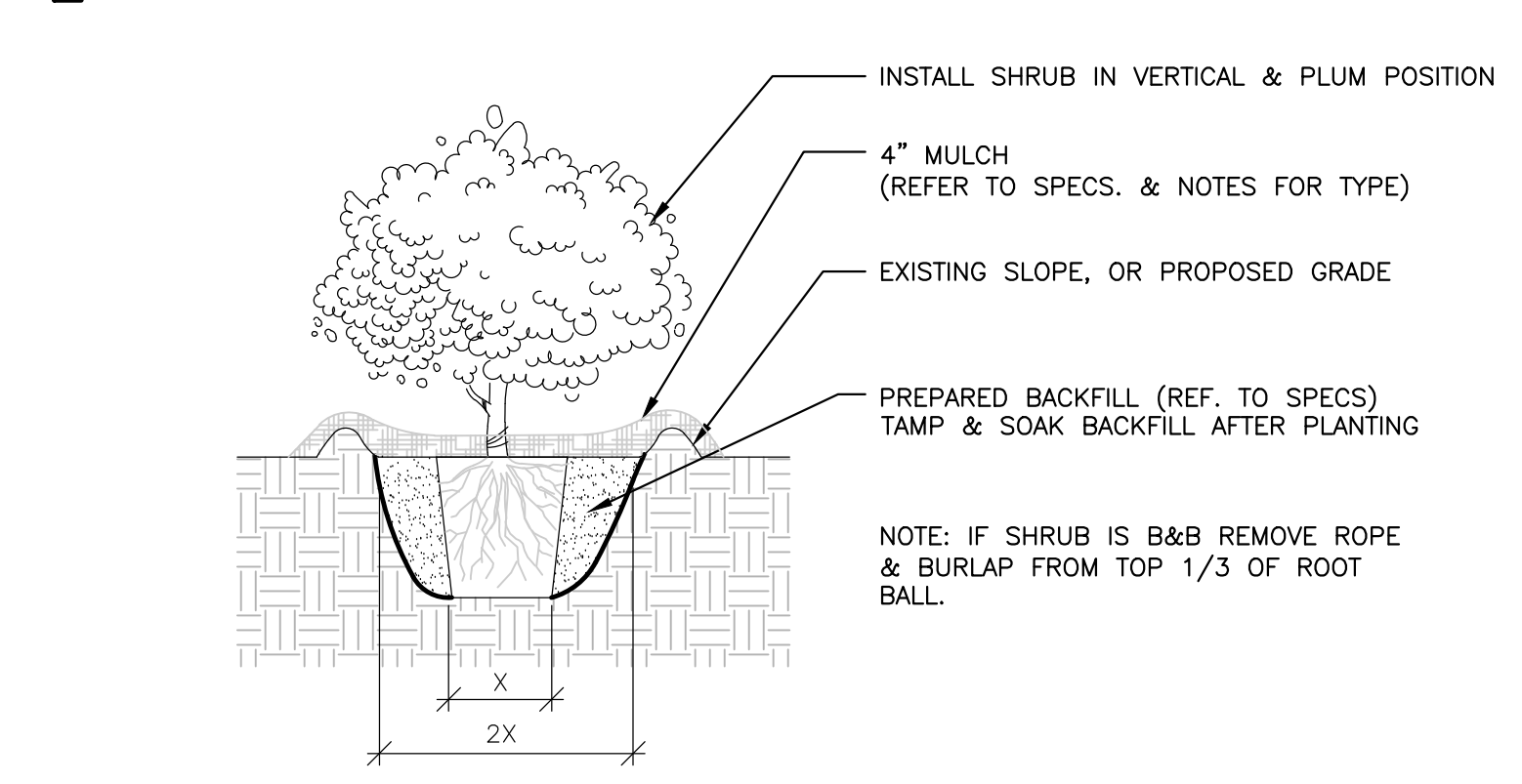
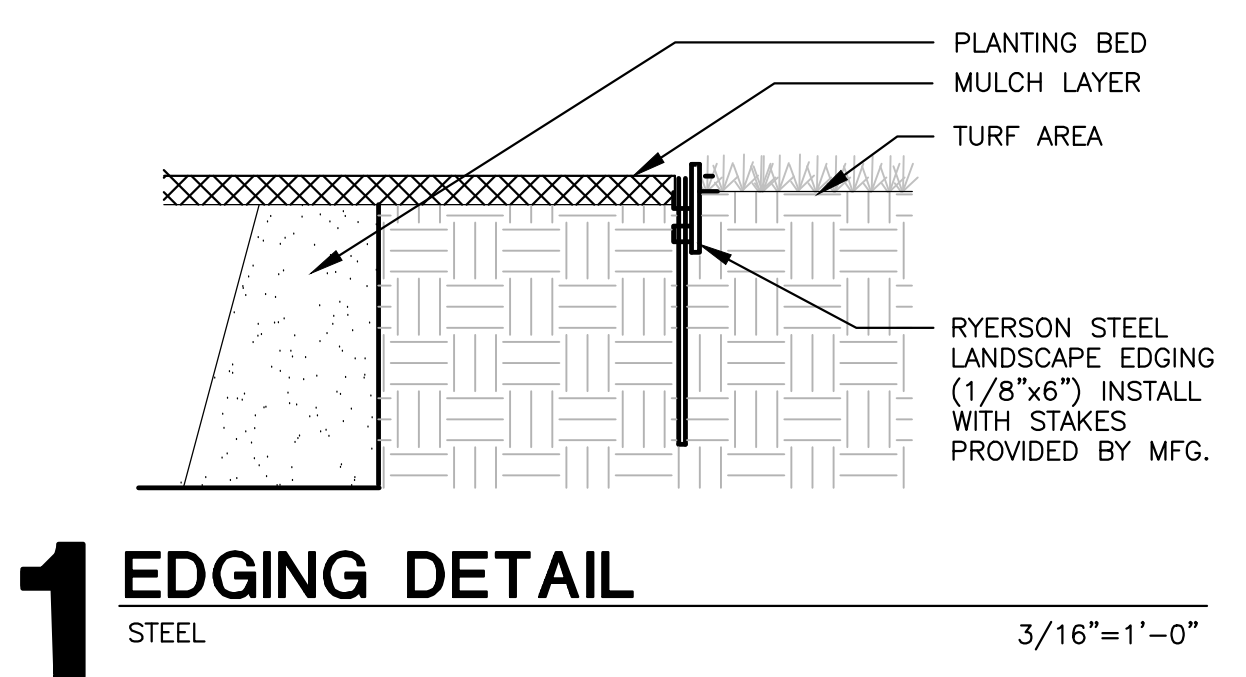
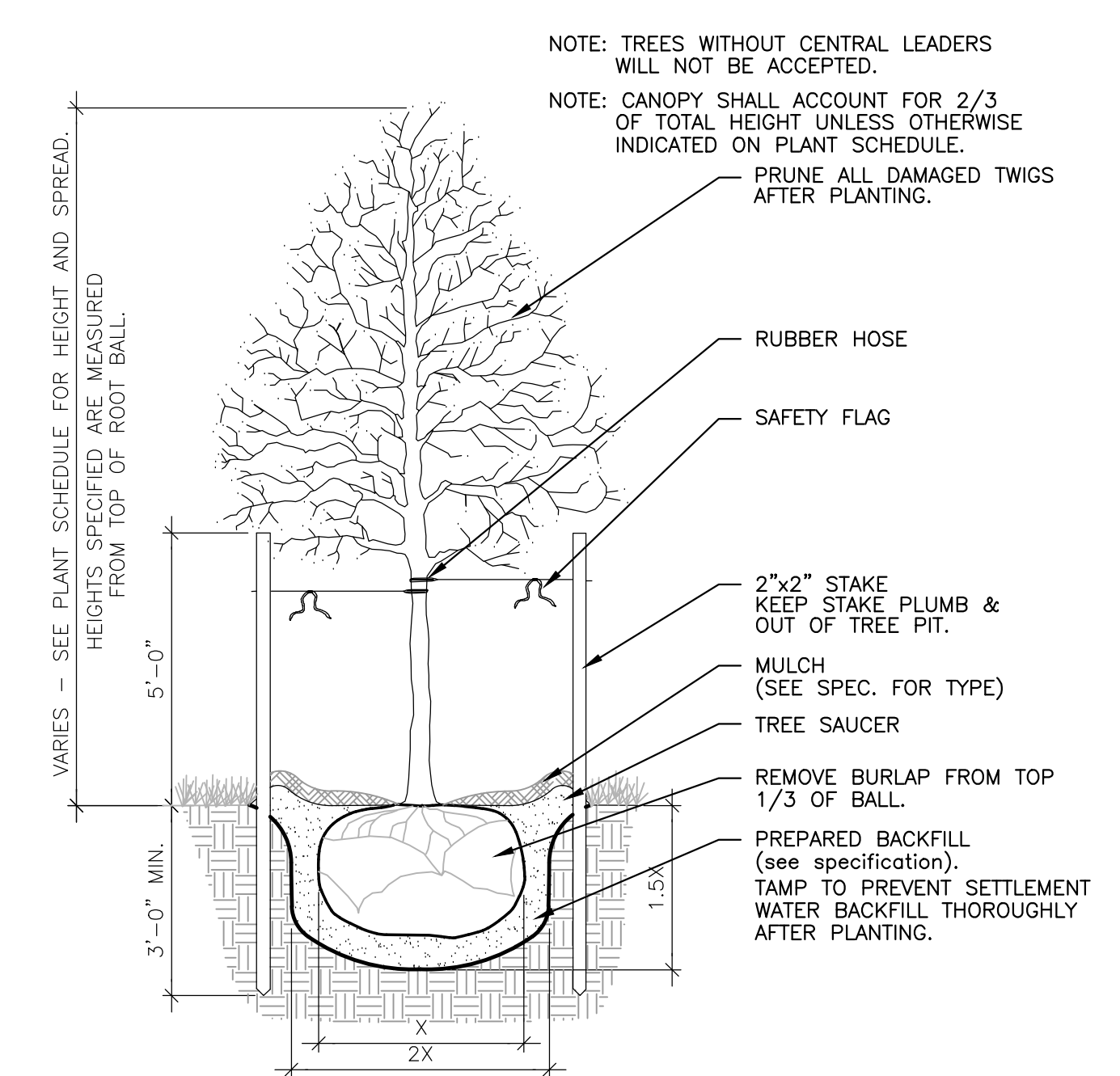


PLANT SCHEDULE

TREES	QTY	BOTANICAL NAME	COMMON NAME	CONT	SIZE	REMARKS
GYM DIO	3	Gymnocladus dioica 'Espresso'	Kentucky Coffeetree	B & B	3"Cal	
PIS PAI	3	Pistacia chinensis 'Pair's Choice'	Western Son Pistache	B & B	3"Cal	
ZEL MUS	3	Zelkova serrata 'Musashino'	Sawleaf Zelkova	B & B	3"Cal	
ZEL VIL	6	Zelkova serrata 'Village Green'	Sawleaf Zelkova	B & B	3"Cal	
SHRUBS	QTY	BOTANICAL NAME	COMMON NAME	CONT	HEIGHT	REMARKS
BOU BLO	137	Bouteloua gracilis 'Blonde Ambition'	Blonde Ambition Blue Grama	2 gal		
ELY BLU	47	Elymus arenarius Blue Dune	Blue Dune Lyme Grass	2 gal		
PAN SHD	129	Panicum virgatum 'Shenandoah'	Shenandoah Switch Grass	2 gal		
SPO HET	68	Sporobolus heterolepis	Prairie Dropseed	2 gal		
YUC GOL	18	Yucca filamentosa 'Golden Sword'	Adam's Needle	5 gal		
GROUND COVERS	QTY	BOTANICAL NAME	COMMON NAME	CONT	SPACING	REMARKS
DAL PUR	87	Dalea purpurea	Purple Prairie Clover	4"pot	12" o.c.	
NEP WLO	73	Nepeta x 'Walker's Low'	Walker's Low Catmint	4"pot	18" o.c.	
RUD G19	117	Rudbeckia fulgida 'Goldsturm'	Goldsturm Coneflower	4"pot	12" o.c.	



2 SHRUB PLANTING DETAIL
1/2" = 1'-0"



3 TREE PLANTING & STAKING DETAIL
3/8" = 1'-0"

REVISIONS:	MARK	DATE	DESCRIPTION

PROJ NO: 472-85284
SCALE: 1" = 10'-0"
DATE: 05/29/2020
DESIGNED BY: J. Best
DRAWN BY: J. Best
CHECKED BY: J. Best

SHEET TITLE:
LANDSCAPE PLAN

SHEET NO.
25
SHEET 25 OF 97

IF THIS DRAWING IS LESS THAN 22" X 36" IT IS A REDUCED SIZE DRAWING