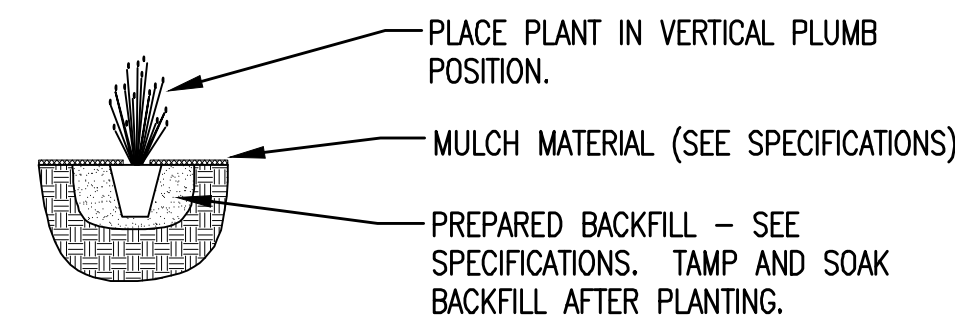
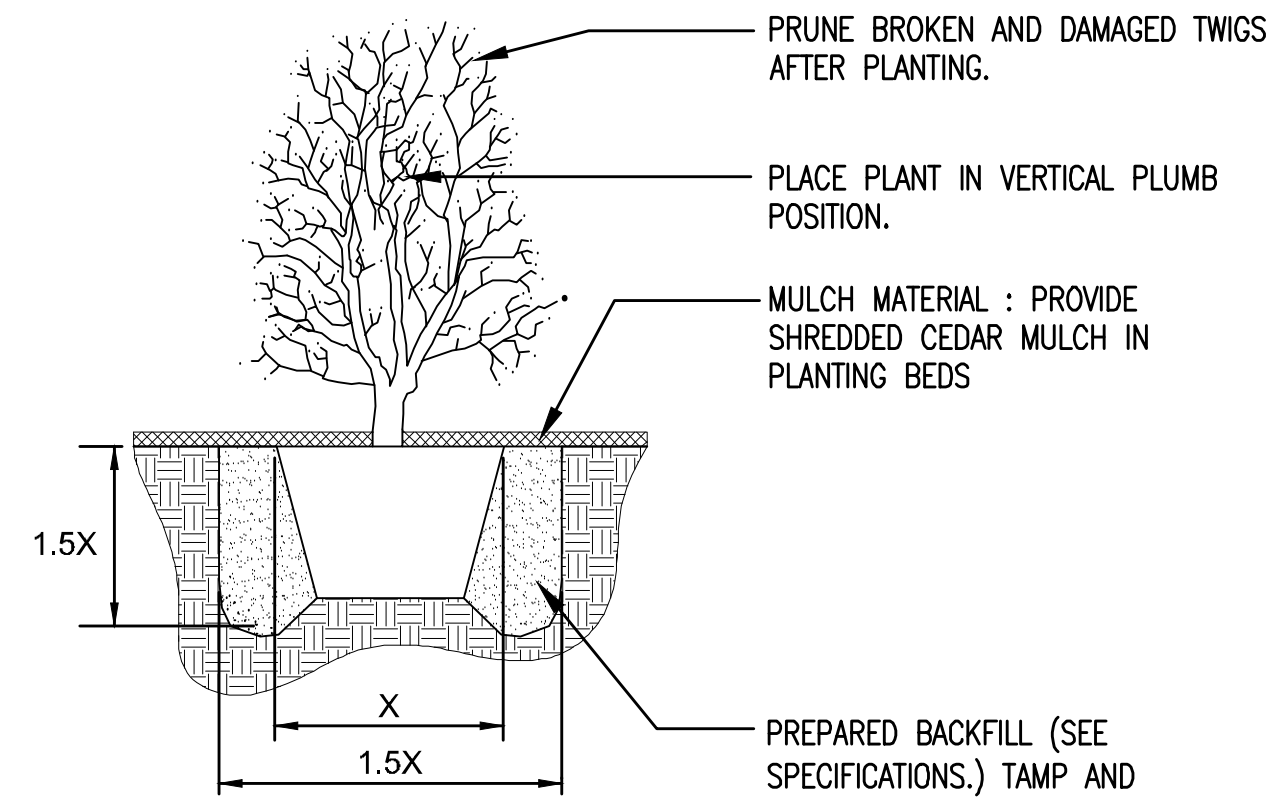


GENERAL PLANTING NOTES

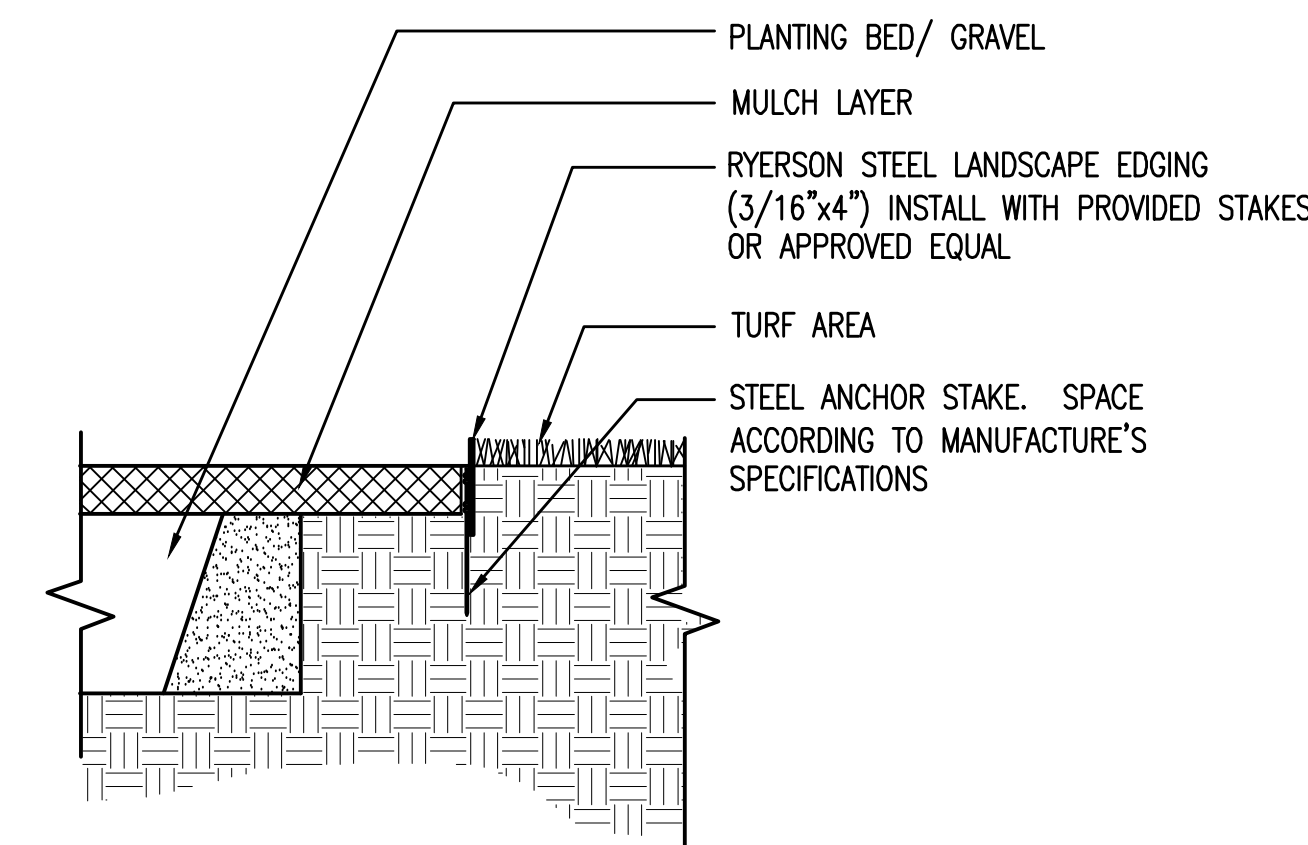
1. PRIOR TO BEGINNING ANY WORK ON THE SITE, THE CONTRACTOR SHALL CONTACT THE OFFICE OF THE LANDSCAPE ARCHITECT FOR SPECIFIC INSTRUCTIONS RELEVANT TO THE SEQUENCING OF WORK. REPORT ANY ISSUES IN SITE CONDITIONS AND CONSTRUCTION THAT MAY AFFECT THE PLANTING LAYOUT TO THE PROJECT ARCHITECT PRIOR TO STARTING CONSTRUCTION.
2. LANDSCAPE CONTRACTOR SHALL PROVIDE ALL LABOR, MATERIALS, AND SERVICE NECESSARY TO FURNISH AND INSTALL PLANTINGS AS SPECIFIED HEREIN AND AS SHOWN ON THESE PLANS.
3. NO MATERIAL SUBSTITUTIONS SHALL BE MADE WITHOUT LANDSCAPE ARCHITECT'S APPROVAL. ALTERNATIVE MATERIALS OF SIMILAR SIZE AND CHARACTER MAY BE CONSIDERED IF SPECIFIED PLANT MATERIALS CANNOT BE OBTAINED. LANDSCAPE ARCHITECT RESERVES THE RIGHT TO REVISE PLANT LIST AS DEEMED NECESSARY.
4. LANDSCAPE CONTRACTOR IS TO STAKE ALL PLANT MATERIAL (TREE AND SHRUB) LOCATIONS PRIOR TO INSTALLATION. CONTRACTOR IS TO CONTACT OWNER'S REPRESENTATIVE FOR PRE-INSTALLATION CONFERENCE AND FINAL APPROVAL OF STAKING. ADJUST PLANT LOCATIONS ONLY AS NECESSARY TO AVOID SITE CONFLICTS.
5. UTILITIES HAVE BEEN SHOWN ON THE PLAN FOR ROUGH LOCATION OF SERVICES. CONTRACTOR SHALL LOCATE ALL UTILITIES BEFORE WORK. LOCATE EXACT UTILITY LOCATIONS BY CONTACTING UTILITY LOCATOR SERVICES. CONTRACTOR WILL BE RESPONSIBLE FOR THE REPAIR OF ANY DAMAGE HE MAY CAUSE TO UTILITIES.
6. GENERAL CONTRACTOR SHALL PROVIDE 4" OF TOPSOIL AT ALL SOD AND PLANTING AREAS. GRADE SHALL BE ADJUSTED FOR SOD THICKNESS. ANY BERMS SHOWN ON PLANS ARE REFLECTED ON GRADING PLAN. FINISH GRADING SHALL BE PERFORMED BY LANDSCAPE CONTRACTOR.
7. WHEN CLAY SOIL IS ENCOUNTERED IN THE ESTABLISHMENT OF THE LAWN OR THE INSTALLATION OF THE PLANT MATERIAL IT SHALL BE IMPROVED IN ACCORDANCE WITH STANDARD TRADE PRACTICE.
8. BACKFILL FOR PLANT EXCAVATIONS TO BE CLEAN NATURAL SOIL, EXCAVATED FROM PLANTING PITS MIXED WITH COMPOST AND WELL-ROTTED MANURE AT A RATIO OF THREE (3) PARTS SOIL TO ONE (1) PART COMPOST AND WELL-ROTTED MANURE.
9. CULTIVATE GROUND COVER PLANTING BEDS TO A DEPTH OF 6". TILL COMPOST AND WELL-ROTTED MANURE INTO THE PLANTING BED AT THE APPROXIMATE RATIO OF ONE (1) PART COMPOST/ MANURE TO THREE (3) PARTS SOIL.
10. ALL PLANT MATERIALS SHALL BE PROTECTED FROM THE DRYING ACTION OF THE SUN AND WIND AFTER BEING DUG, WHILE BEING TRANSPORTED, AND WHILE AWAITING PLANTING. BALLS OF PLANTS WHICH CANNOT BE PLANTED IMMEDIATELY SHALL BE PROTECTED FROM DRYING ACTION BY COVERING THEM WITH MOIST MULCH. PERIODICALLY, APPLY WATER TO MULCH-COVERED BALLS TO KEEP MOIST. IF PLANTING SHOULD OCCUR DURING GROWING SEASON, APPLY ANTI-DESICCANT TO LEAVES BEFORE TRANSPORT TO REDUCE LIKELIHOOD OF WINDBURN. REAPPLY ANTI-DESICCANT AFTER PLANTING TO REDUCE TRANSPIRATION.
11. AFTER PLANTING IS COMPLETED, REPAIR INJURIES TO ALL PLANTS AS REQUIRED. LIMIT AMOUNT OF PRUNING TO A MINIMUM NECESSARY TO REMOVE DEAD OR INJURED TWIGS AND BRANCHES. PRUNE IN SUCH A MANNER AS NOT TO CHANGE NATURAL HABIT OR SHAPE OF PLANT. MAKE CUTS FLUSH, LEAVING NO STUBS. CUTS OF ONE INCH (1") OR MORE TO BE PAINTED WITH TREE PAINT. CENTRAL LEADERS SHALL NOT BE REMOVED.
12. PLANTING BEDS ARE TO BE FREE OF WEEDS AND GRASS. TREAT PLANTING BEDS WITH A PRE-EMERGENT HERBICIDE PRIOR TO PLANTING. APPLY IN ACCORDANCE WITH STANDARD TRADE PRACTICE. DO NOT APPLY HERBICIDE IN PERENNIAL BEDS.
13. THE CONTRACTOR SHALL PROVIDE ALL WATER, WATERING DEVICES AND LABOR NEEDED TO IRRIGATE PLANT MATERIALS UNTIL ACCEPTANCE OF PLANT MATERIALS AS DESCRIBED WITHIN SPECIFICATIONS. THE CONTRACTOR SHALL SUPPLY ENOUGH WATER TO MAINTAIN THE PLANT'S HEALTHY CONDITION.
14. USE SHREDDED CEDAR MULCH IN ALL PLANTING BEDS UNLESS OTHERWISE NOTED. LANDSCAPE CONTRACTOR SHALL SUBMIT A SAMPLE OF MULCH FOR APPROVAL PRIOR TO STARTING CONSTRUCTION. SIZE OF MATERIAL TO RANGE FROM 1" TO 3" ONLY. PLACE 3" TO 4" OF MULCH IN ALL SHRUB BEDS. PLACE 1" OF MULCH IN GROUND COVER BEDS. PLACE 4" OF MULCH IN ALL TREE SAUCERS.
15. REMOVE ALL RUBBISH, EQUIPMENT AND MATERIAL AND LEAVE THE AREA IN A NEAT, CLEAN CONDITION EACH DAY. MAINTAIN PAVED AREAS UTILIZED FOR HAULING EQUIPMENT AND MATERIALS BY OTHER TRADES IN A CLEAN AND UNOBSTRUCTED CONDITION AT ALL TIMES. REMOVE SOIL OR DIRT THAT ACCUMULATED DURING OR AS A RESULT OF PLANTING OPERATIONS EACH DAY.
16. ALL PLANTS SHALL BE INSPECTED BY THE OWNER AND LANDSCAPE ARCHITECT AT SUBSTANTIAL COMPLETION. CONTRACTOR SHALL REPLACE IMMEDIATELY ANY PLANTS NOT IN HEALTHY AND VIGOROUS CONDITION AT THAT TIME AT NO EXPENSE TO THE OWNER.
17. ANY VEGETATED AREAS DISTURBED BY THE CONSTRUCTION PROCESS MUST BE RESTORED BY REPAIRING THE SOIL BED AND RE-ESTABLISHING ORIGINAL PLANTINGS.
18. LANDSCAPE CONTRACTOR IS REQUIRED TO REMOVE THE TREE STAKES AND ALL DEAD WOOD ON TREES ONE YEAR AFTER PROVISIONAL/FINAL ACCEPTANCE. ALL PRUNING ACTIVITIES SHALL BE PER ANSI A300: STANDARDS FOR THE TREE CARE INDUSTRY, PART 1 PRUNING AND TRIMMING OPERATIONS.
19. ALL TREES SHALL BE CALLIPERED AND TRUNKS SHALL BE STRAIGHT. TREE DIAMETER MEASUREMENT SHALL BE TAKEN FROM DBH (DIAMETER AT BREAST HEIGHT OF 4.5 FEET ABOVE GROUND. ALL UNDERSIZED AND TREES WITH UNSATISFACTORY FORM SHALL BE REJECTED.
20. ANY DEVIATION TO THE APPROVED FINAL LANDSCAPE PLAN SHALL REQUIRE THE WRITTEN APPROVAL OF THE LANDSCAPE ARCHITECT PRIOR TO INSTALLATION.
21. FERTILIZE ALL PLANT MATERIALS AND TURF WITH MILORGANITE FERTILIZER AT MANUFACTURERS RECOMMENDED RATE.
22. APPLY MYKE (OR EQUAL) MYCORRHIZAL FUNGI TO PLANT MATERIAL PER THE MANUFACTURERS INSTRUCTIONS.
23. ALL PLANT MATERIALS SHALL HAVE BACKFILL CAREFULLY PLACED AROUND BASE AND SIDES OF BALL TO TWO-THIRDS (2/3) DEPTH OF BALL, THEN THOROUGHLY SOAKED WITH WATER TO ALLOW SETTLEMENT. ALL WIRE, BURLAP FASTENERS AND LOOSE BURLAP AROUND BASE OF TREE SHALL BE REMOVED AT THIS TIME. REMAINDER OF PIT SHALL THEN BE BACKFILLED, ALLOWING FOR DEPTH OF MULCH, SAUCER AND SETTLEMENT OF BACKFILL. BACKFILL SHALL THEN BE THOROUGHLY WATERED ONCE AGAIN.
24. PLANTING BEDS ARE TO BE FREE OF WEEDS AND GRASS. DO NOT INSTALL WEED BARRIER IN PLANTING AREAS.
25. SEED ALL DISTURBED AREAS WITH BUFFALO/BLUE GRAMMA SEED MIX PER PLANTING SCHEDULE.



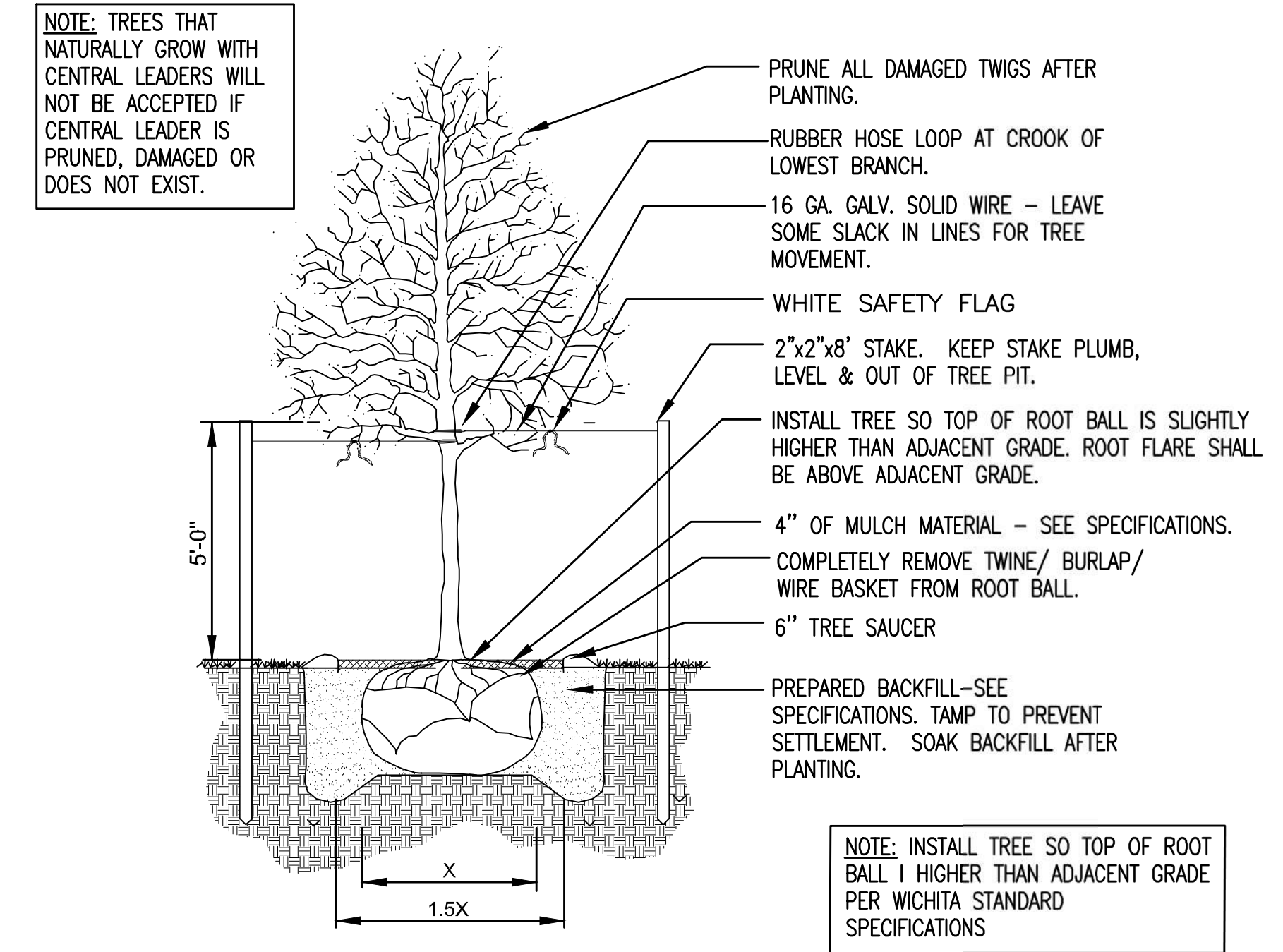
1 ORNAMENTAL GRASS PLANTING DETAIL
NO SCALE



2 SHRUB PLANTING DETAIL
NO SCALE



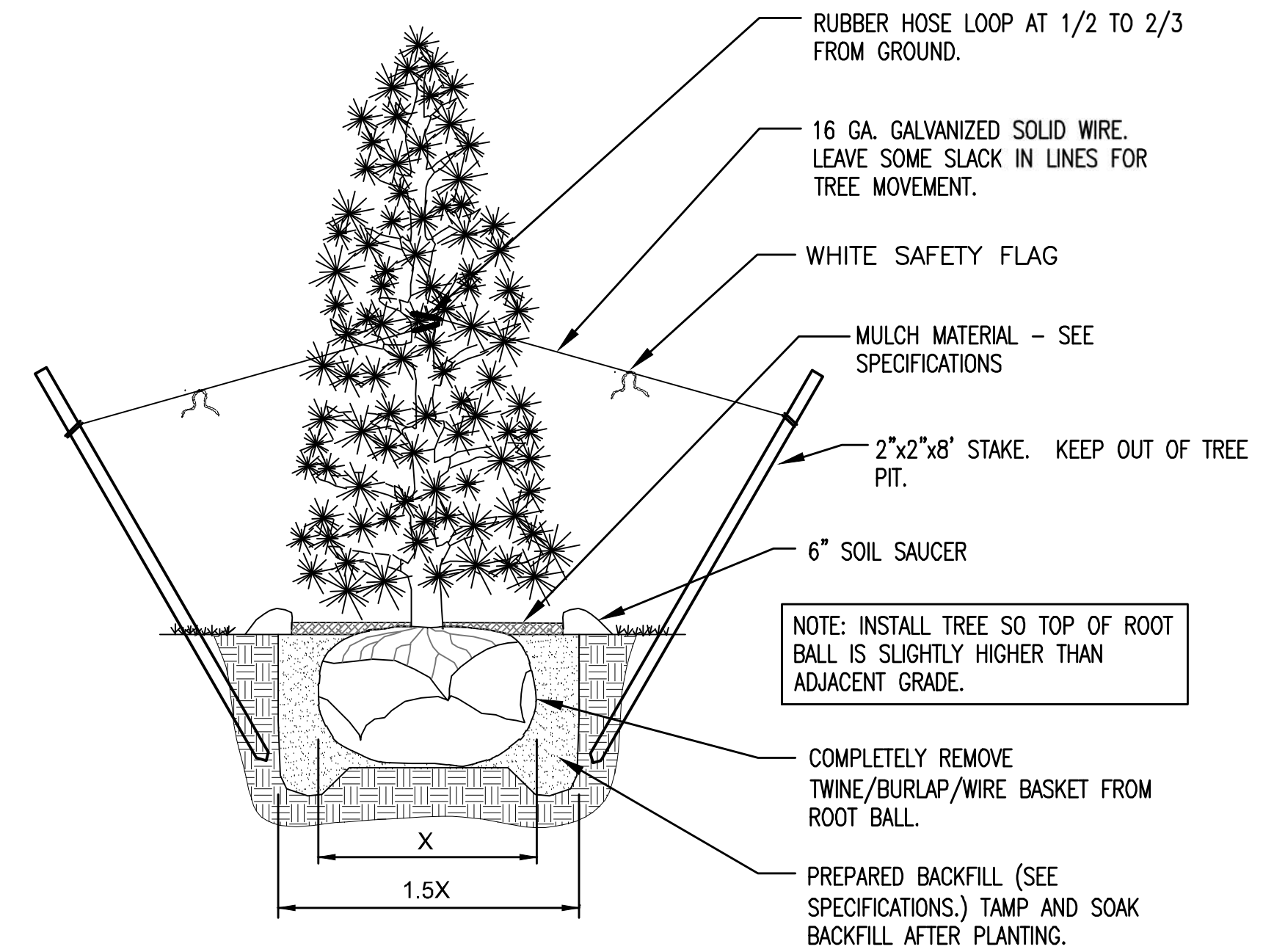
3 STEEL EDGING DETAIL
NO SCALE



4 TREE PLANTING DETAIL
NO SCALE

SINGLE LEADER ONLY.

NOTE: DO NOT CUT CENTRAL LEADER OR PRUNE NEW CANDLES.



5 EVERGREEN TREE PLANTING DETAIL
NO SCALE

PLANTING DETAILS