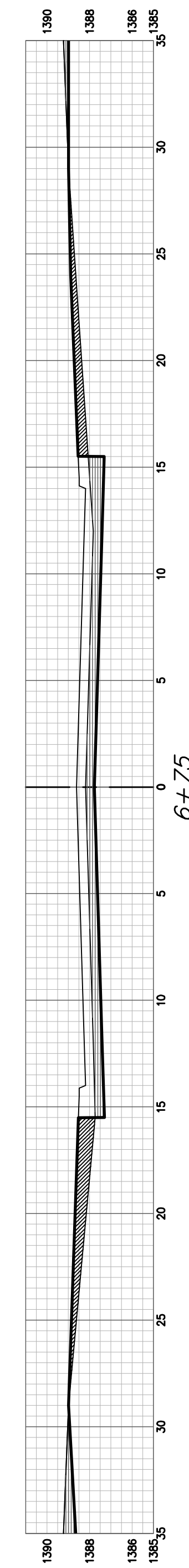
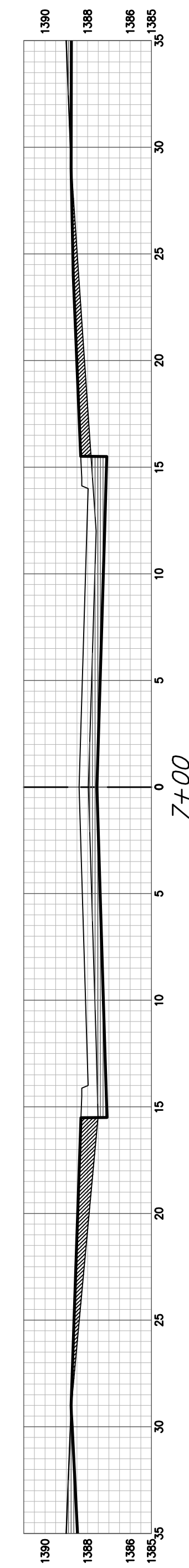
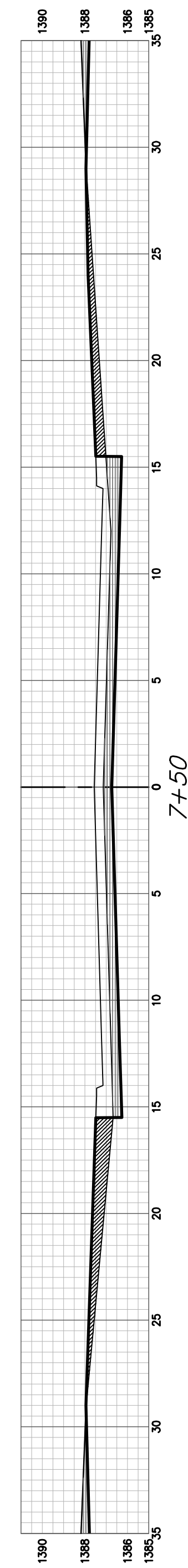
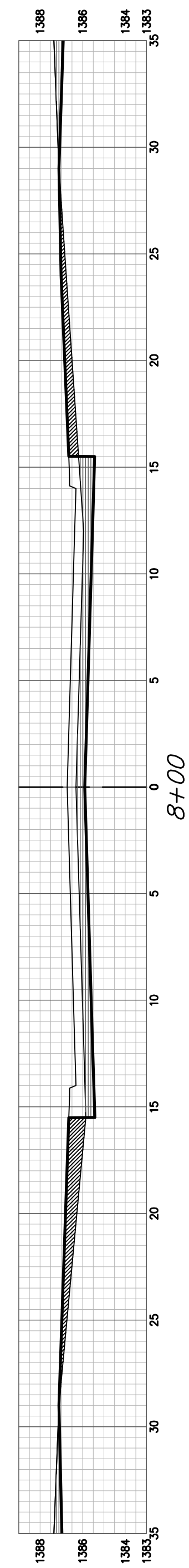
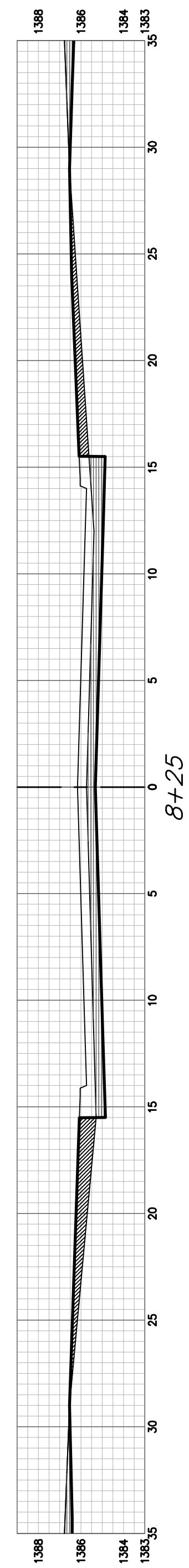
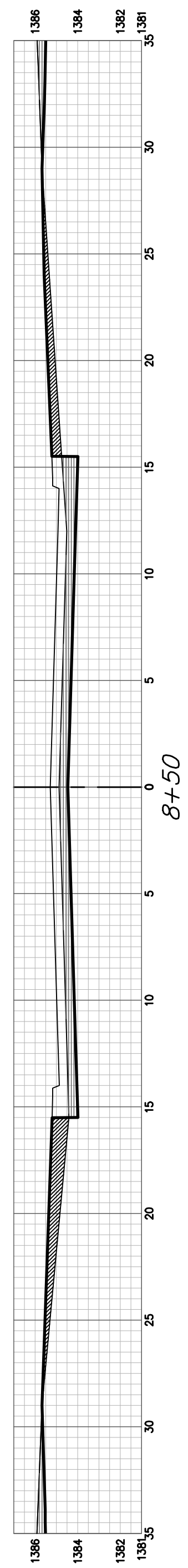
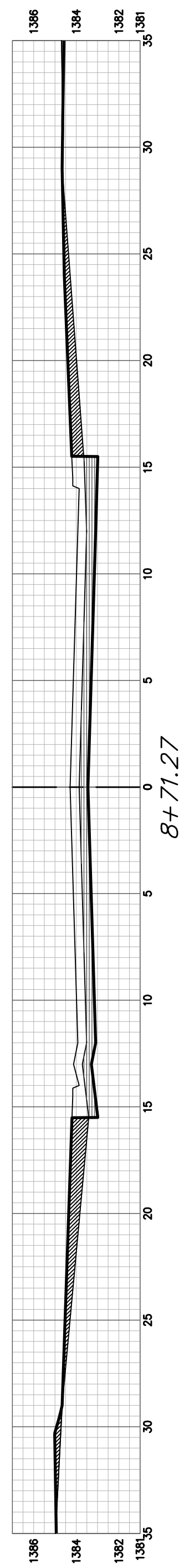


-DALTON CL CY Excavation (unadjusted)			
Station	Area	Volume	Total
0+37.19	12.96	0.00	0.00
0+50	15.25	6.69	6.69
1+00	14.83	27.86	34.55
1+50	14.89	27.52	62.07
2+00	14.62	27.32	89.39
2+50	14.58	27.03	116.43
3+00	14.53	26.95	143.37
3+50	14.50	26.88	170.25
4+00	14.54	26.89	197.14
4+50	14.48	26.87	224.01
5+00	14.44	26.78	250.79
5+50	14.44	26.78	250.79
5+50	15.46	14.31	265.10
6+00	16.64	29.70	294.80
6+25	15.98	15.01	309.81
6+50	16.20	14.78	324.58
6+75	15.89	14.65	339.23
7+00	15.35	14.21	353.44
7+50	15.33	28.37	381.81
8+00	15.84	28.85	410.66
8+25	15.97	14.73	425.39
8+50	16.05	14.78	440.17
8+71.27	13.56	11.63	451.79

-DALTON CL CY Loose Fill (unadjusted)			
Station	Area	Volume	Total
0+37.19	11.15	0.00	0.00
0+50	8.90	4.75	4.75
1+00	8.90	16.47	21.23
1+50	8.90	16.47	37.70
2+00	8.90	16.47	54.17
2+50	8.90	16.47	70.65
3+00	8.90	16.47	87.12
3+50	8.90	16.47	103.59
4+00	8.90	16.47	120.07
4+50	8.90	16.47	136.54
5+00	8.90	16.47	153.01
5+00	8.90	16.47	153.01
5+50	8.49	7.86	160.88
6+00	7.91	15.01	175.89
6+25	8.21	7.07	182.96
6+50	8.61	7.39	190.35
6+75	8.95	7.74	198.09
7+00	9.27	8.05	206.14
7+50	9.26	16.95	223.09
8+00	9.00	16.91	240.00
8+25	8.91	8.30	248.29
8+50	8.90	8.38	256.67
8+71.27	10.33	7.70	264.37



DALTON ST