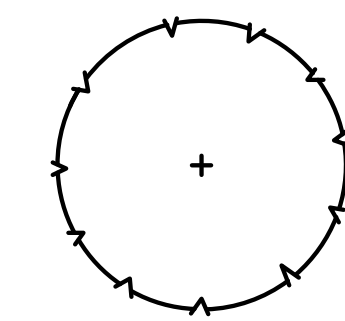


NOTES:

1. SEE SHEET LS-04 FOR PLANTING DETAILS AND PLANT LIST.
2. SEE SHEET LS-01 FOR PLANT LIST
3. ALL SEEDING OPERATIONS SHALL BE PERFORMED PER THE REQUIREMENTS OF THE CITY STANDARD LANDSCAPE SPECIFICATION.
4. ROCK MULCH SHALL BE PLACED OVER 5 OZ. NON-WOVEN GEOTEXTILE FABRIC. COORDINATE WITH GRADING PLAN AND ROCK SIZES TO ENSURE A MINIMUM MULCH DEPTH TO ALLOW FOR 2 LAYERS OF ROCK. THE CONTRACTOR SHALL ENSURE THAT NO PORTION OF GEOTEXTILE IS VISIBLE.
5. PROVIDE SHREDDED HARDWOOD MULCH AT ORNAMENTAL GRASS AND GROUNDCOVER PLANTING AREAS. SPREAD MULCH TO A DEPTH OF 3". DO NOT USE WEED BARRIER FABRIC/GEOTEXTILE UNDER HARDWOOD MULCH.
6. SODDING OPERATIONS SHALL MEET THE REQUIREMENTS OF THE CITY OF WICHITA STANDARD LANDSCAPE SODDING SPECIFICATION.
7. CONTRACTOR SHALL PROVIDE 10 SF OF ANNUAL PLANTINGS FOR POTS. ANNUAL SPECIES SHALL BE BASED ON SEASON OF INSTALLATION. CONTRACTOR SHALL SUBMIT SPECIES MIX TO LANDSCAPE ARCHITECT FOR REVIEW PRIOR TO INSTALLATION.
8. CONTRACTOR SHALL FOLLOW CITY OF WICHITA STANDARD SPECIFICATIONS AND STANDARD SPECIAL PROVISIONS TO THE CITY OF WICHITA STANDARD SPECIFICATIONS FOR LANDSCAPE.
9. SEED ALL DISTURBED AREAS WITH YUKON BERMUDA SEED AT A RATE OF 2-3 LBS PURE LIVE SEED PER 1000 SF, PER CITY STANDARD SPECIFICATION.
10. PROTECT ALL TREES TO REMAIN PER CITY STANDARD SPECIFICATIONS

LEGEND



SHADE TREE,
SEE DETAIL
SHEET LS-04

SHRUB PLANTING,
SEE DETAIL SHEET LS-04

PERENNIAL SEE DETAIL
SHEET LS-04

SEED WITH YUKON BERMUDA SEEDS
(2-3LBS PER 1000 SF) SEE NOTE #3


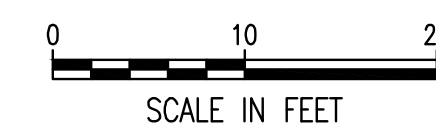
SOD WITH KANSAS PREMIUM
FESCUE SOD, SEE NOTE #6.

4-8" COLORADO RIVER
ROCK SEE NOTE #4

1 1/2" DARK GRAY GRANITE
ROCK MULCH SEE NOTE #4

GRANITE Boulders, SEE
DETAIL LS-04

LANDSCAPE PLAN - NORTH



WICHITA, KANSAS
Pool Improvements
MINISA PARK

Seal:



Nick Skarzynski - Landscape Architect
LICENSE #0718

Date: 08-14-20 Job #: 18-512

Drawn: RFT Checked: NLS

Issue: FOR BID

LANDSCAPE
PLAN -
NORTH

LS-02