TYPE 1
(Arterial curb)

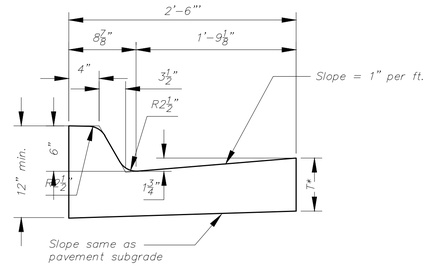

Combined Curb & Gutter (6")

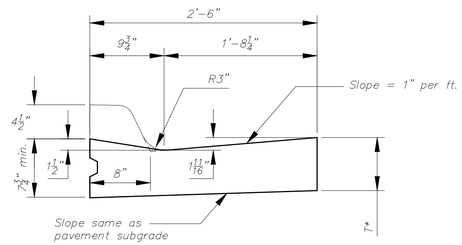

Combined Curb & Gutter (1 1/2")

TYPE 2
(Roll curb)

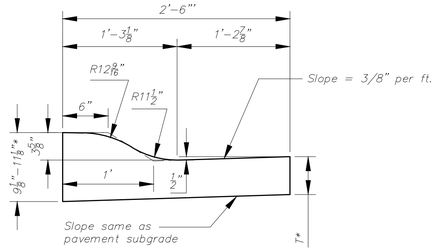

Combined Curb & Gutter (3 5/8")

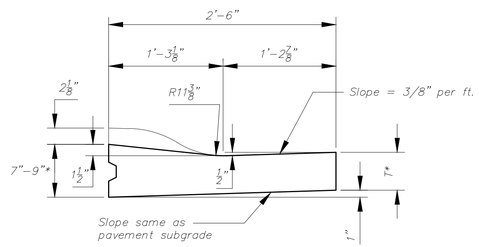

Combined Curb & Gutter (1 1/2")

TYPE 3
(Median curb)

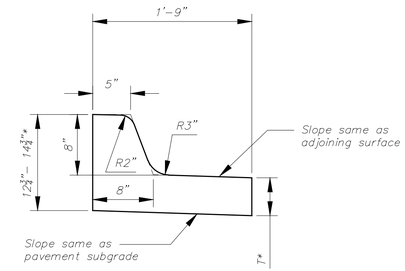

Combined Curb & Gutter (8")

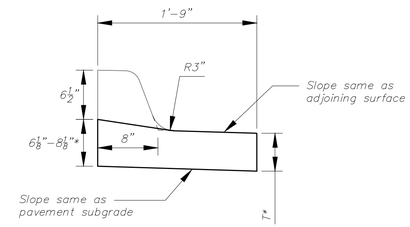

Combined Curb & Gutter (1 1/2")

TYPE 4
(Residential curb)

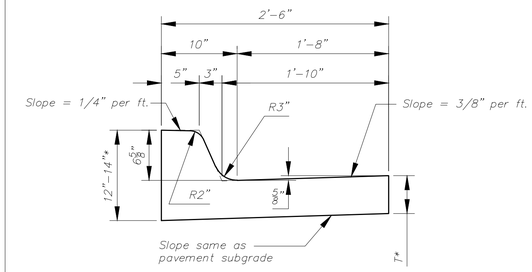

Combined Curb & Gutter (6 5/8")

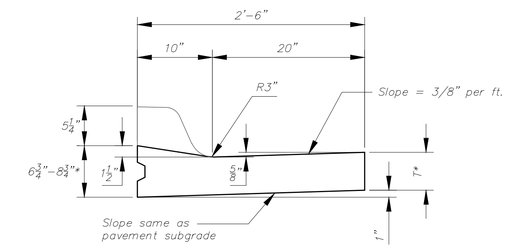

Combined Curb & Gutter (1 1/2")

T* = Thickness of curb to adjust with pavement thickness

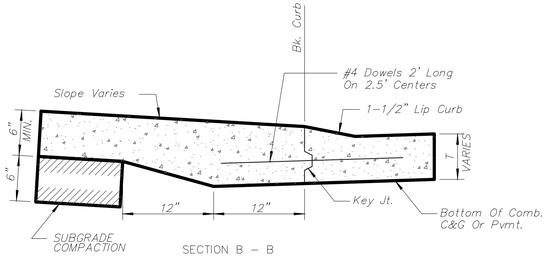

BACK OF CURB DETAIL

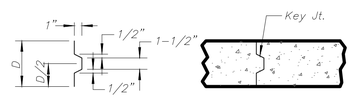

ALT. LONGITUDINAL CONSTRUCTION JOINT

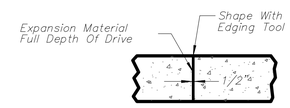

EXPANSION JOINT (E.J.)

GENERAL NOTES

1. Expansion (isolation) joints shall be constructed a maximum of 300' apart and at all PIs, PCs, cul-de-sac quadrants, and ends of returns.

2. Contraction joints shall be constructed a minimum of 12' apart.

3. Joint sealer shall be required at all joints on arterial and industrial streets and at intersections on residential streets.

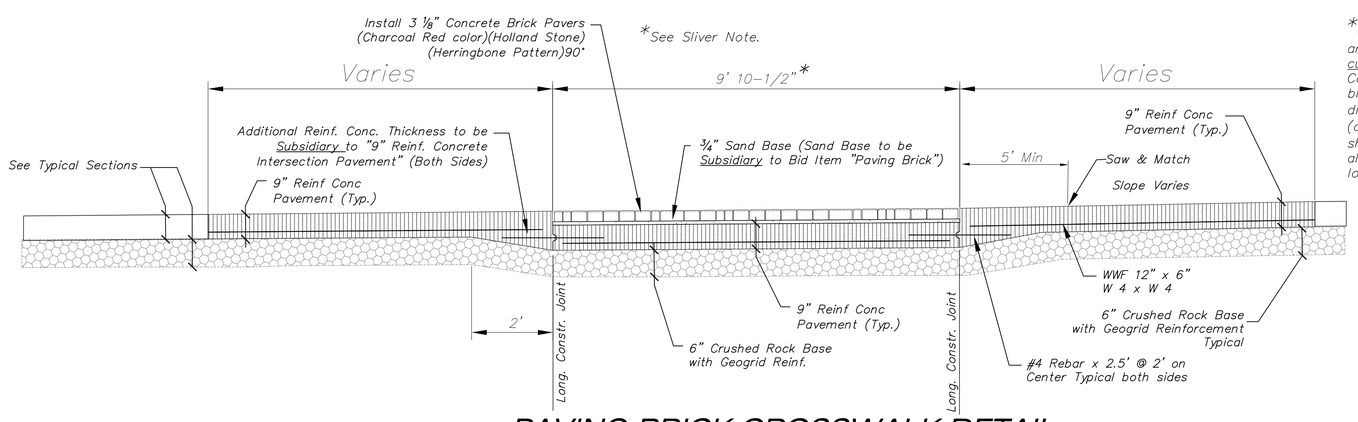

*Brick Pavers to be installed in crosswalk and/or median locations shall be custom cut to match final concrete dimensions. Contractor shall construct crosswalk blockouts to match nominal paver width dimensions. Fill in with "brick slivers" (defined as pieces smaller than 1/2 of the shortest paver dimension) shall not be allowed, except at the end of crosswalk locations.

PAVING BRICK CROSSWALK DETAIL

REVISED: OCTOBER 2015

CITY OF WICHITA
PUBLIC WORKS & UTILITIES ENGINEERING DIVISION

CURB & GUTTER & PAVING BRICK CROSSWALK DETAILS

CITY ENGINEER
GARY JANZEN, P.E.

PROJECT NUMBER	OCA NUMBER	DATE

CITY ENGINEER'S OFFICE
CITY HALL - SEVENTH FLOOR
455 NORTH MAIN STREET
WICHITA, KANSAS 67202-1620
(316) 268-4501

SHEET
4 of 25

PV-1/11