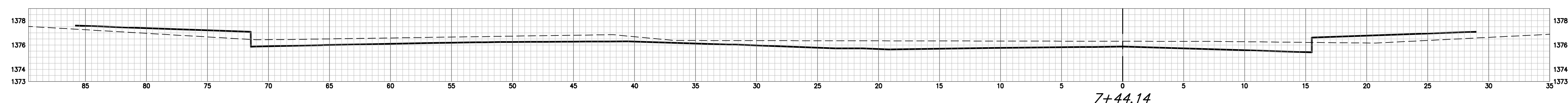
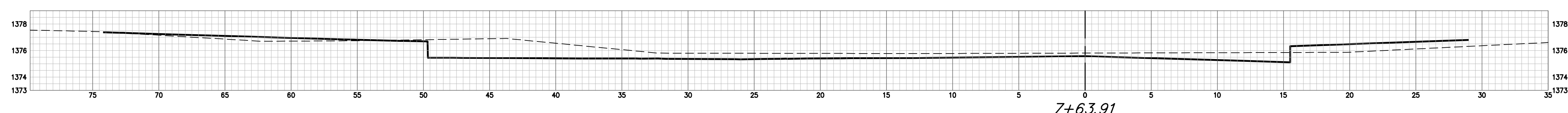
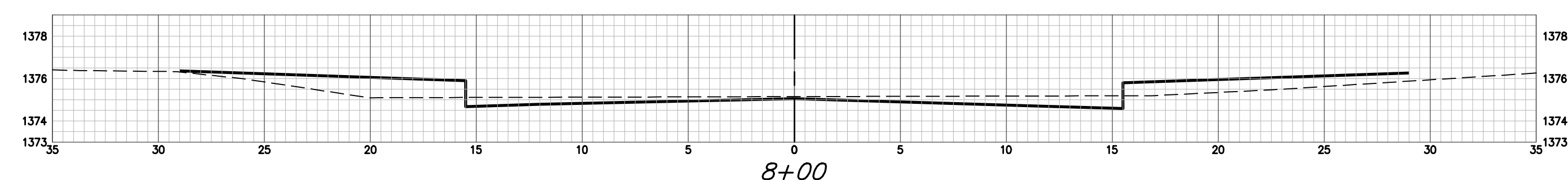
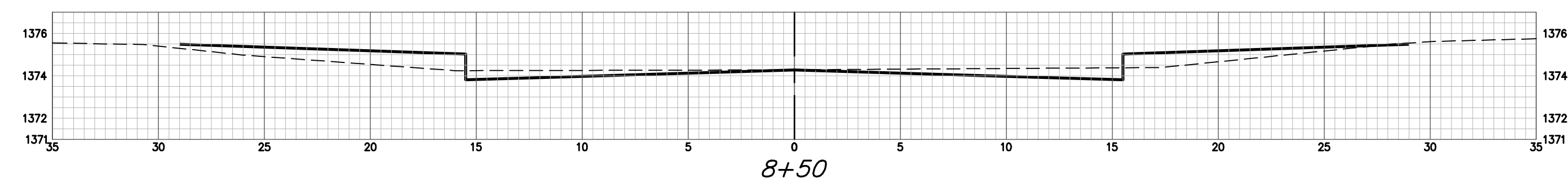
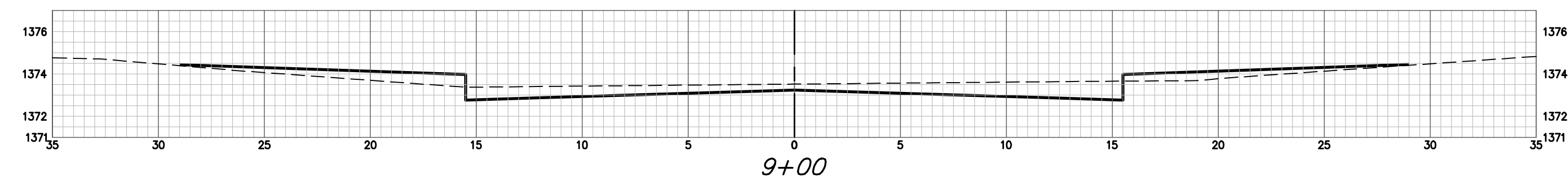
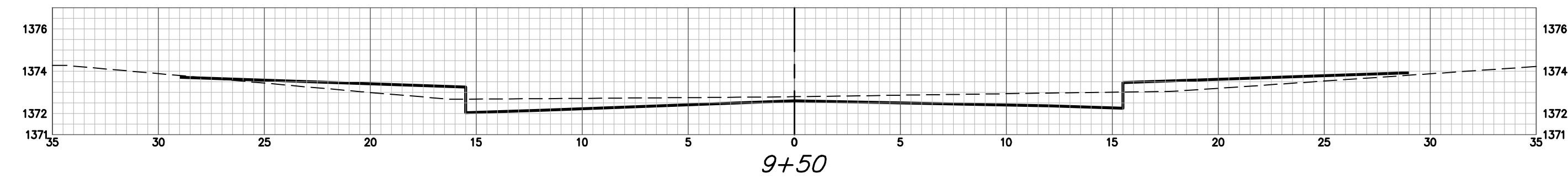
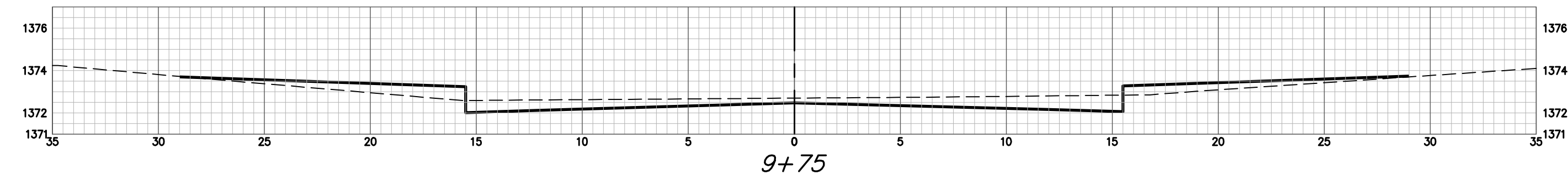
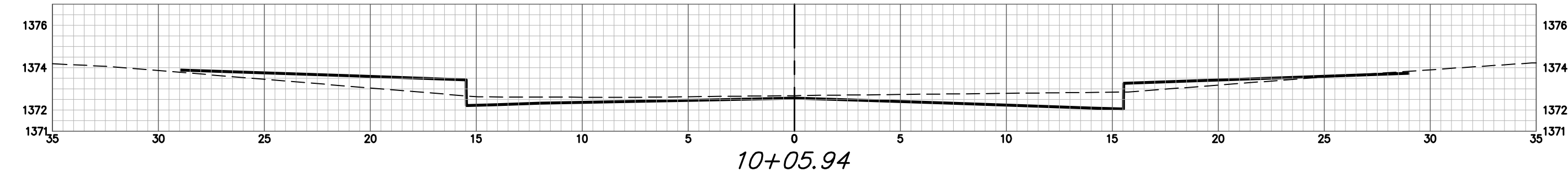


BROOKVIEW CIR CY Excavation (unadjusted)				BROOKVIEW CIR CY Loose Fill (unadjusted)			
Station	Area	Volume	Total	Station	Area	Volume	Total
4+64.77	29.49	0.00	0.00	4+64.77	1.90	0.00	0.00
5+00	24.78	35.32	35.32	5+00	4.04	4.10	4.10
5+50	21.15	42.42	77.74	5+50	7.37	10.80	14.89
6+00	17.95	36.16	113.90	6+00	7.16	13.28	28.17
6+50	13.53	29.14	143.04	6+50	11.65	17.42	45.59
6+60.19	12.90	4.99	148.02	6+60.19	11.77	4.42	50.01
6+94.76	44.12	36.51	184.53	6+94.76	11.55	14.93	64.94
7+14.61	39.07	30.57	215.11	7+14.61	10.91	8.25	73.19
7+29.34	27.97	18.29	233.39	7+29.34	16.44	7.46	80.65
7+44.14	45.38	20.10	253.50	7+44.14	14.05	8.36	89.01
7+63.91	38.43	30.69	284.19	7+63.91	10.59	9.02	98.03
8+00	9.26	31.87	316.06	8+00	15.56	17.47	115.50
8+50	7.87	15.86	331.91	8+50	12.16	25.67	141.17
9+00	16.14	22.20	354.11	9+00	8.05	18.79	159.96
9+50	13.86	27.75	381.86	9+50	8.53	15.36	175.32
9+75	13.72	12.76	394.62	9+75	7.89	7.60	182.91
10+05.94	10.79	14.01	408.63	10+05.94	8.09	9.21	192.12



BROOKVIEW CIR.