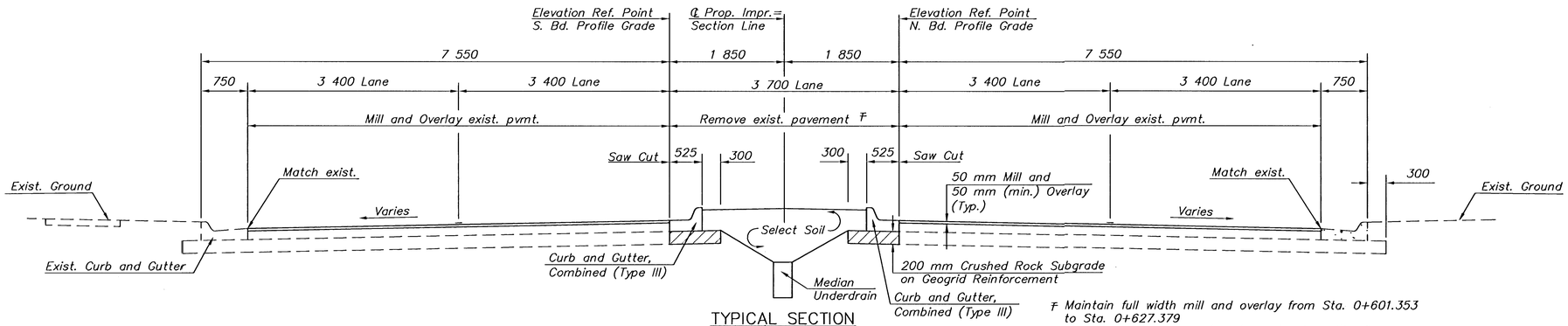

TYPICAL SECTION

STA. 0+601.353 TO STA. 0+693.900
S. Bd. Profile Grade Elev. = N. Bd. Profile Grade Elev.

∓ Maintain full width mill and overlay from Sta. 0+601.353 to Sta. 0+627.379
Remove exist. pavement and construct median from Sta. 0+627.379 to Sta. 0+692.819

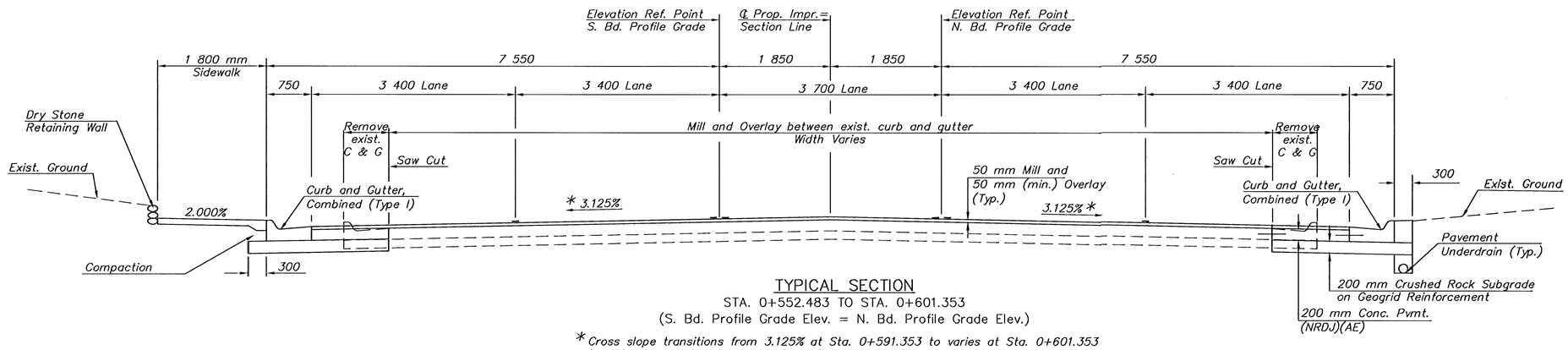

TYPICAL SECTION

STA. 0+552.483 TO STA. 0+601.353
(S. Bd. Profile Grade Elev. = N. Bd. Profile Grade Elev.)

* Cross slope transitions from 3.125% at Sta. 0+591.353 to varies at Sta. 0+601.353 in order to match exist. high edge left and right of centerline at Sta. 0+601.353

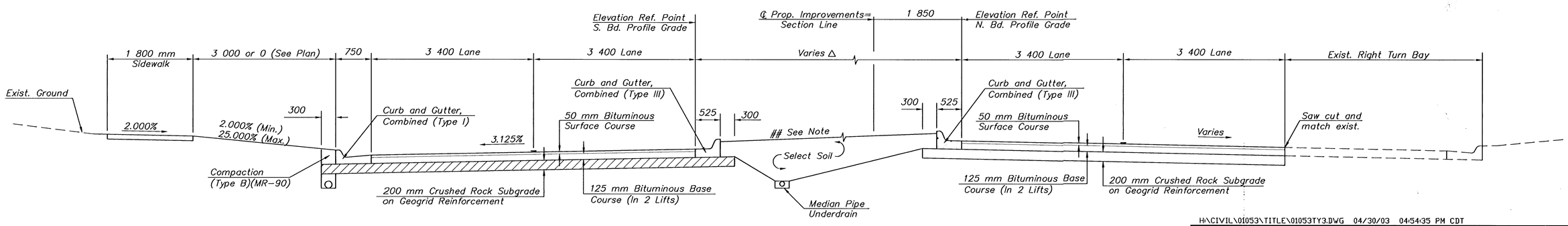

TYPICAL SECTION

Sta. 0+481.937 to Sta. 0+552.483

△ Width varies from 11 300 at Sta. 0+481.937 to 3 700 at Sta. 0+552.483
See Sh. No. 29–31 for improvements in the median above the curb line.

H:\CIVIL\01053\TITLE\01053TY3.DWG 04/30/03 04:54:35 PM CDT

MKEC ENGINEERING CONSULTANTS
411 N. WEBB ROAD
WICHITA, KS. 67206
316 - 684 - 9600

NORTH HILLSIDE STREET PAVING PLANS
PROJECT NAME

TYPICAL SECTIONS
SHEET TITLE

JRA	DPG	JRA
DESIGN BY:	DRAWN BY:	CHECKED BY:
APRIL 2003	01053	5 / 73
DATE	JOB NO.	SHEET/OF