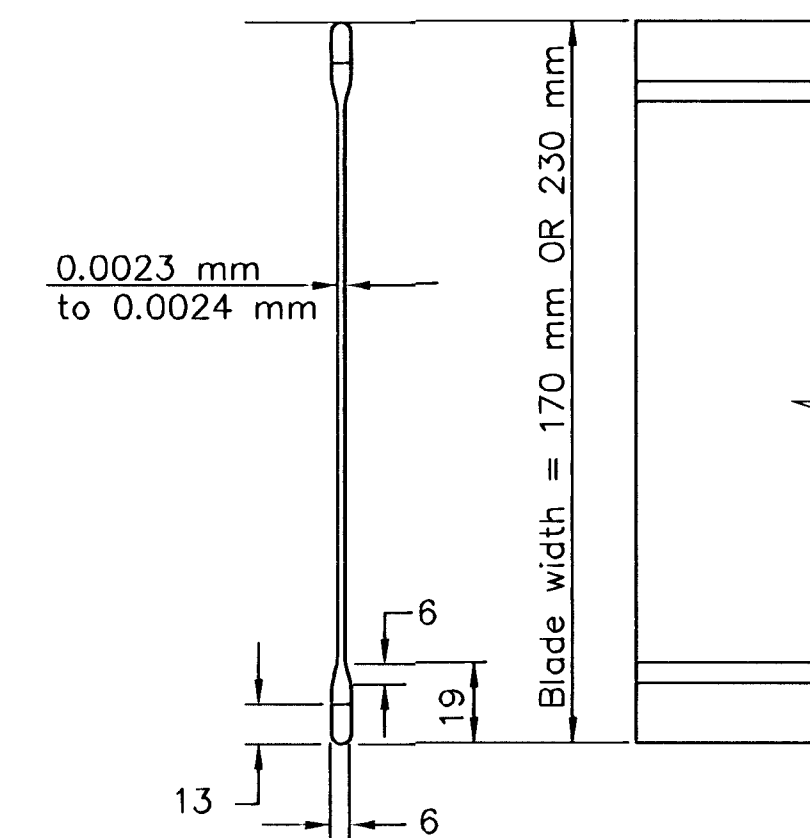
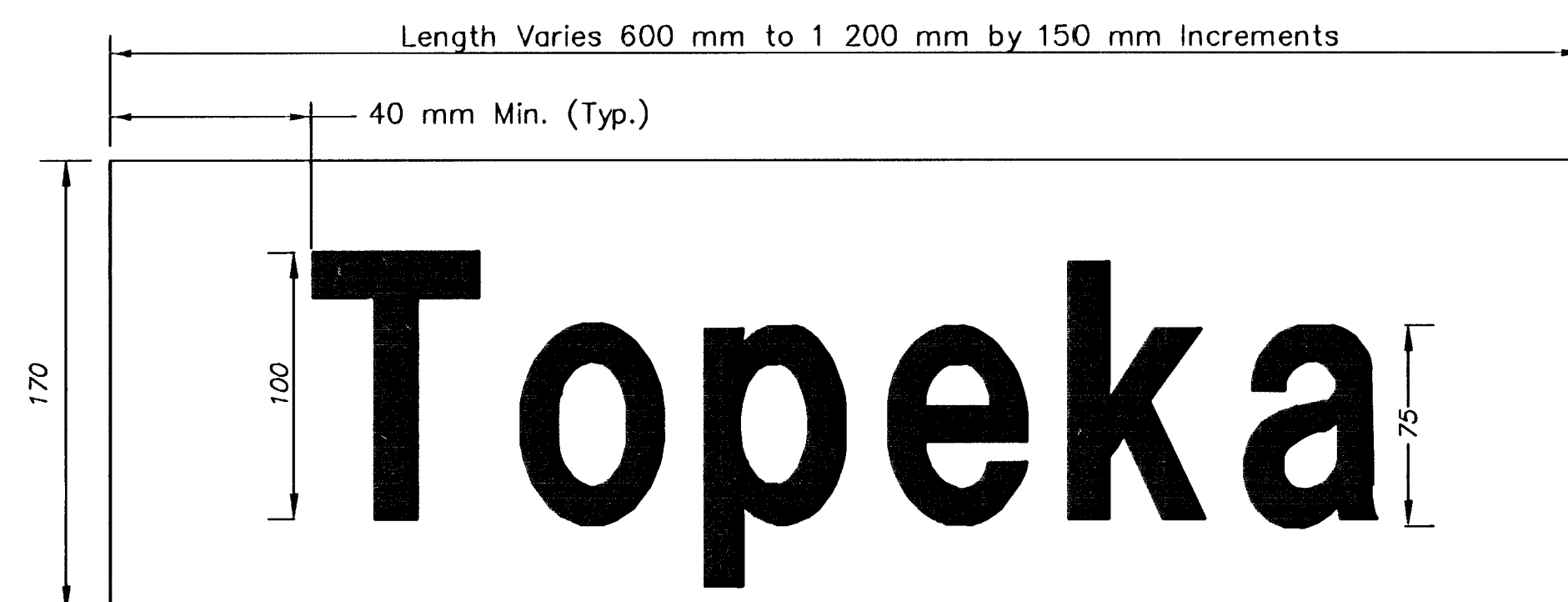


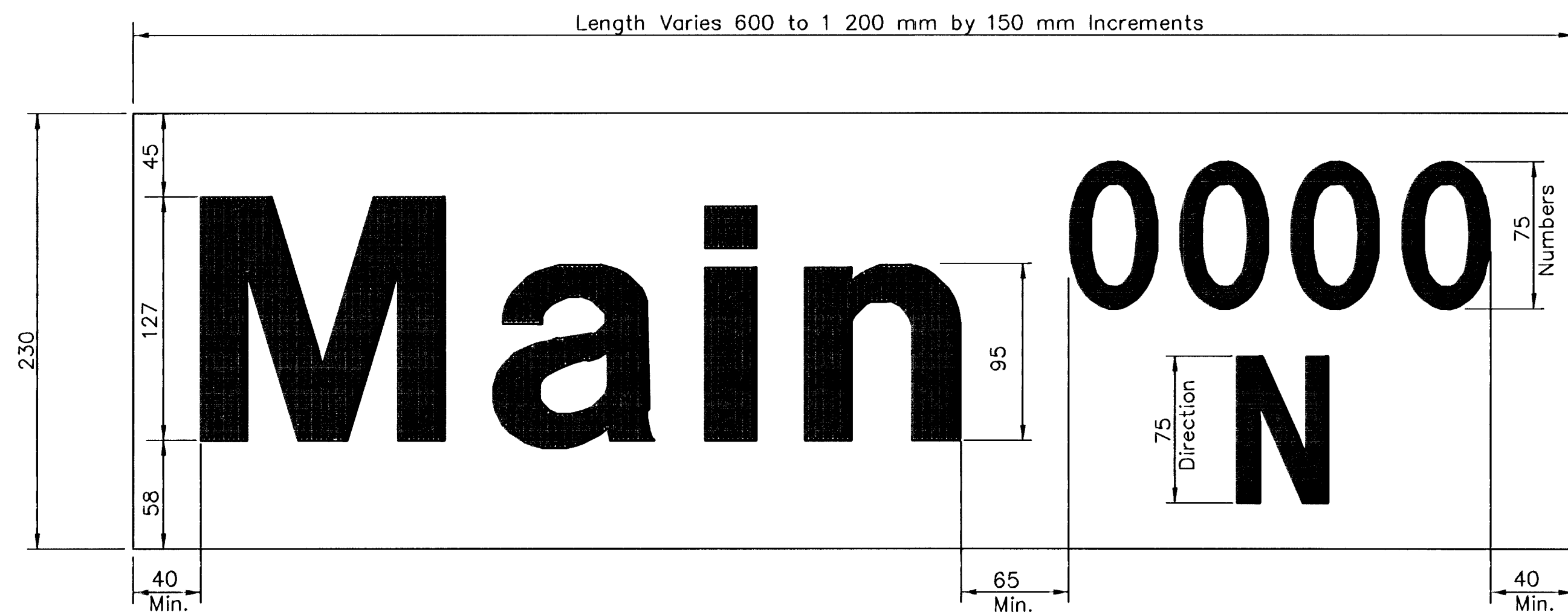
TYPICAL STREET NAME SIGN MOUNTING INSTALLATION
CURB AND GUTTER SECTION



STREET NAME SIGN
BLADE DETAILS



DETAIL A
170 mm STANDARD



DETAIL B
230 mm METRO

STREET NAME	NO. BLADES REQ'D	
	6 3/4" STD.	9" METRO
18th St 3100 E		1
Stadium 3100 E		1
Maplewood 3100 E		1
Hillside 1800 N		1
Hillside 1900 N		1
Hillside 2000 N		1

GENERAL NOTES

NOTE: REFERENCES BELOW TO "STANDARD SPECIFICATIONS" DENOTE "STANDARD SPECIFICATION FOR STATE ROAD AND BRIDGE CONSTRUCTION EDITION 1990" BY THE KANSAS DEPARTMENT OF TRANSPORTATION.

- POST ANCHORS: POSTS SHALL BE ANCHORED WITH A YIELDING BASE POST SUPPORT AS DETAILED.
- POSTS FOR TRAFFIC CONTROL SIGNS: POSTS SHALL CONFORM TO THE REQUIREMENTS OF SUBSECTION 1620 OF THE STANDARD SPECIFICATIONS EXCEPT THAT ALL POSTS SHALL WEIGH 4.5 kg/m MINIMUM.
- POSTS FOR STREET NAME SIGNS (SNS): POSTS SHALL BE 2.75 m LONG, CONSTRUCTED FROM 60 mm O.D. GALVANIZED STEEL PIPE WEIGHING A MINIMUM OF 4.5 kg/m. POSTS SHALL BE POSITIONED SO THAT THE BOTTOM BLADE IS 2.15 m ABOVE GRADE.
- POSTS FOR END OF ROADWAY SIGN TO BE 2.45 m LONG AND INSTALLED A MINIMUM OF 1.20 m FROM ROADWAY TO BOTTOM OF SIGN.
- SIGN BLANKS FOR TRAFFIC CONTROL SIGNS: SIGN BLANKS SHALL BE FABRICATED FROM 0.002 mm ALUMINUM ALLOY 6063-T6 CONFORMING TO THE REQUIREMENTS OF SUBSECTION 1626 OF THE STANDARD SPECIFICATIONS.
- SIGN BLADES FOR STREET NAME SIGNS: EXTRUDED ALUMINUM BLADES SHALL BE ALUMINUM ALLOY CONFORMING TO 6063-T6 OR 5052-H38 (ASTM SPECIFICATION B221, LATEST ISSUE). BLADES SHALL HAVE AN ALODINE OR PHOSPHATE ETCHED FINISH. BLADES SHALL HAVE SQUARE CORNERS AND NO HOLES.

MINIMUM BLADE LENGTH SHALL BE 600 mm. MAXIMUM BLADE LENGTH SHALL BE 1200 mm. LENGTH VARIES BY INCREMENTS OF 150 mm.

BLADES BEARING THE STREET NAMES SHALL BE FIRMLY ATTACHED TO THE MOUNTING BRACKETS USING ALLEN-TYPE SET SCREWS. THE BLADES SHALL BE ORIENTED PARALLEL TO THE STREET.
- MOUNTING BRACKETS FOR SIGNS: DIE-CAST ALUMINUM BRACKETS SHALL BE ALUMINUM ALLOY 360 HAVING A TENSILE STRENGTH OF 303.4 Mp. THE BRACKETS SHALL BE SMOOTHLY FINISHED FREE OF PITS, BURRS, AND FLAWS. EACH BRACKET SHALL BE TAPPED AND DRILLED FOR 10 mm ZINC-PLATED ALLEN-TYPE SET SCREWS HAVING SELF-LOCKING SAW-TOOTH ENDS.
- FASTENERS: ALL STEEL FASTENERS FOR TRAFFIC CONTROL SIGNS SHALL BE GALVANIZED AND SHALL CONFORM TO THE REQUIREMENTS OF SUBSECTION 1614 OF THE STANDARD SPECIFICATIONS.
- REFLECTIVE SHEETING: REFLECTIVE SHEETING SHALL BE TYPE II - HIGH PERFORMANCE CLASS HA IN ACCORDANCE WITH SUBSECTION 2201 OF THE STANDARD SPECIFICATIONS.
- PROCESS INK: ALL PROCESS INK SHALL CONFORM TO THE REQUIREMENTS OF SUBSECTION 2202 OF THE STANDARD SPECIFICATIONS.

- DETAILS: REGULATORY AND WARNING SIGNS SHALL CONFORM TO THE DETAILS IN "STANDARD HIGHWAY SIGNS", FHWA, 1979.
- DETAILS - SNS: THE REFLECTIVE SHEETING FOR THE 170 mm STANDARD SIZE SNS IS TO BE THE HIGHWAY GREEN BACKGROUND WITH SILVER-WHITE #2 COPY WITH 100 mm UPPER CASE AND LOWER CASE PRIMARY COPY AND SUFFIX COPY. BOTH SERIES "C". THE CARDINAL DIRECTION CENTERED DIRECTLY BELOW THE BLOCK NUMBER SHALL BE AN UPPER CASE, 100 mm SERIES "C" LETTER. FACES TO TRIM TO A 160 mm. (SEE DETAIL A.)

THE REFLECTIVE SHEETING FOR THE 230 mm METRO SIZE SNS IS TO BE THE HIGHWAY GREEN BACKGROUND WITH SILVERWHITE #2 COPY WITH 127 mm UPPER CASE AND LOWER CASE PRIMARY COPY AND SUFFIX COPY, BOTH SERIES "C". THE CARDINAL DIRECTION CENTERED DIRECTLY BELOW THE BLOCK NUMBER SHALL BE AN UPPER CASE, 100 mm SERIES "C" LETTER. FACES TO TRIM TO A 215 mm WIDTH. (SEE DETAIL B.)

FOR CUL-DE-SAC STREETS, A 230 mm METRO SIZE BLADE SHALL BE USED WITH THE HOUSE NUMBERS DISPLAYED BENEATH THE STREET NAME. LETTERING TO BE THE SAME AS FOR THE 170 mm SIZE BLADE, EXCEPT THAT THE HOUSE NUMBER INFORMATION SHALL BE 100 mm SERIES "C".

SHOP DRAWINGS OF LAYOUT FOR SNS SHALL BE SUBMITTED TO THE TRAFFIC ENGINEERING DIVISION OF THE CITY OF WICHITA FOR APPROVAL PRIOR TO FABRICATION. THE FINISHED SIGNS AS SUPPLIED SHALL BE OF GOOD APPEARANCE, FREE FROM RAGGED EDGES, CRACKS, SCALES OR BLISTERS AND SHALL BE CLEAN-CUT. SIGNS SHALL BE PACKED IN SUCH MANNER AS TO PREVENT DAMAGE OR DEFAACEMENT DURING SHIPMENT OR STORAGE.

- MEASUREMENT AND PAYMENT: PERMANENT TRAFFIC CONTROL SIGNING SHALL BE MEASURED AND PAID FOR AT THE LUMP SUM PRICE FOR "SIGNING, TRAFFIC". SNS SHALL BE MEASURED AND PAID FOR AT THE LUMP SUM PRICE FOR "SIGNING, STREET NAME". THE PAYMENT AS SET FORTH ABOVE SHALL BE CONSIDERED FULL COMPENSATION FOR ALL EXCAVATION, BACKFILLING, POSTS, ANCHORS, FASTENERS, MATERIALS, LABOR, TOOLS AND INCIDENTALS NECESSARY TO COMPLETE THIS WORK.

H:\CIVL\01053\striping\SIGNDTL.DWG 04/30/03 04:26:47 PM CDT

SIGNING DETAILS		
SCALE: NONE	APPROVED BY	DATE: JUNE '93
DRAWN BY: TM		REVISED: JUNE '97
CITY OF WICHITA		
DEPARTMENT OF PUBLIC WORKS		
TRAFFIC ENGINEERING SECTION		SHEET 44 OF 73