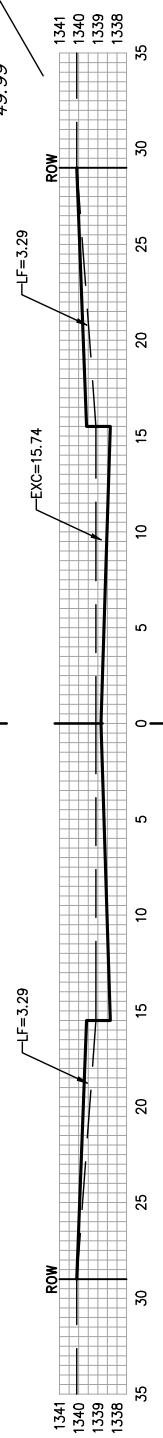
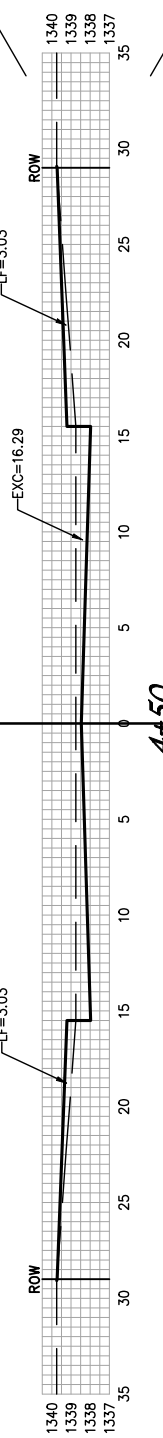


EXC = 30.0
LF = 11.1
CF = 7.0



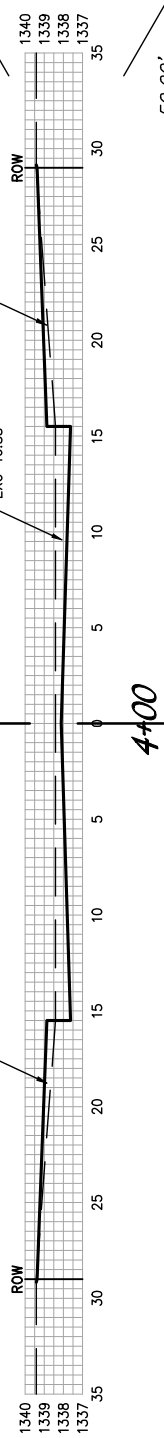
5+03.16

EXC = 31.5
LF = 12.4
CF = 0.0



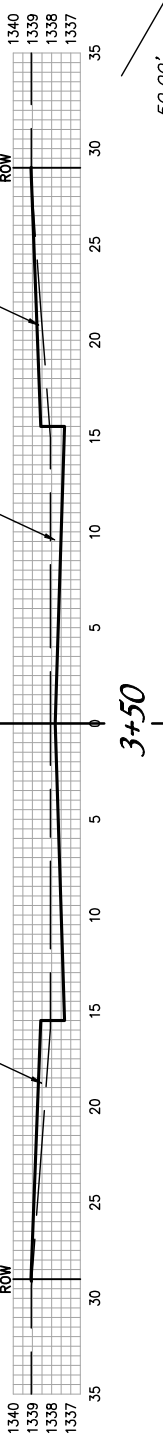
4+50

EXC = 30.7
LF = 10.8
CF = 0.0



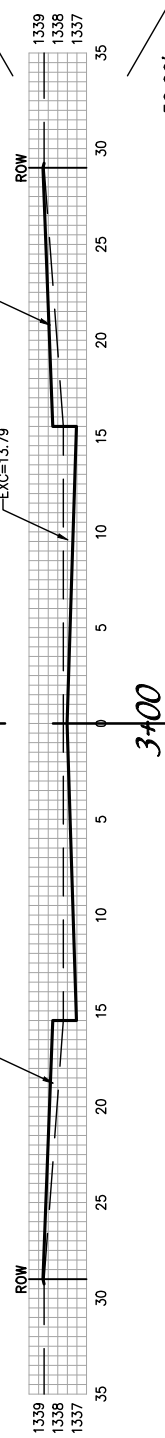
4+00

EXC = 29.9
LF = 11.4
CF = 0.0



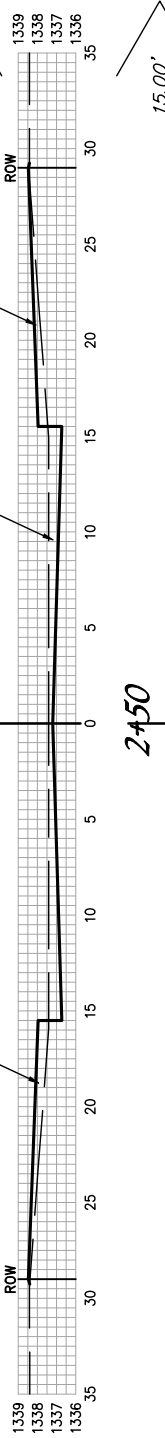
3+50

EXC = 27.0
LF = 13.8
CF = 0.0



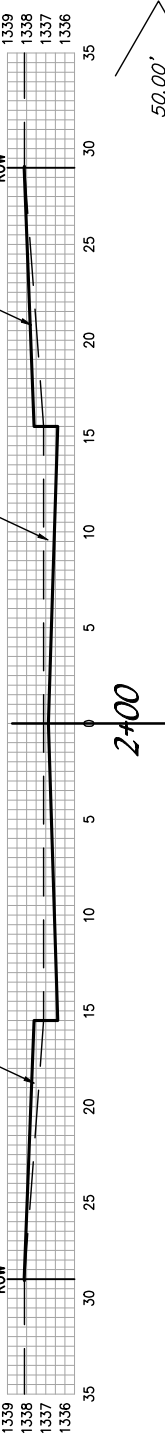
3+00

EXC = 25.6
LF = 15.0
CF = 0.0



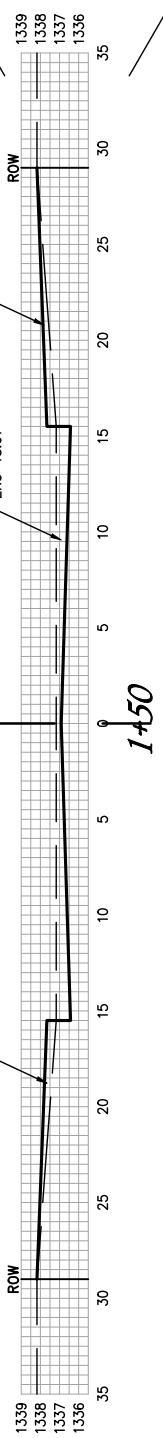
2+50

EXC = 26.8
LF = 13.9
CF = 0.0



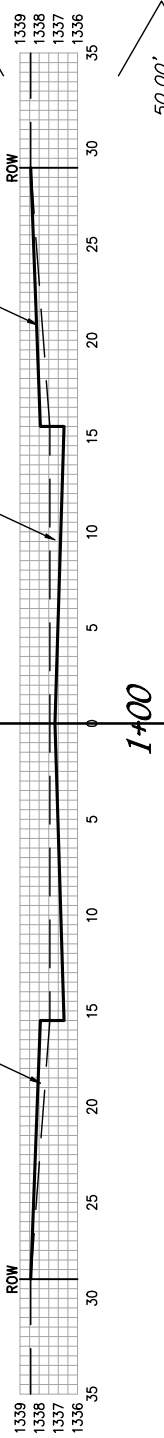
2+00

EXC = 28.5
LF = 12.7
CF = 0.0



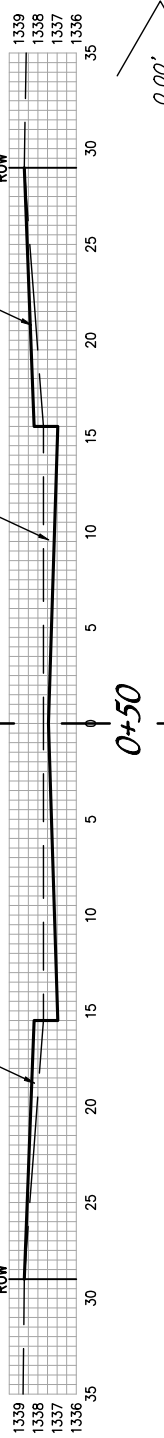
1+50

EXC = 29.0
LF = 12.2
CF = 0.0



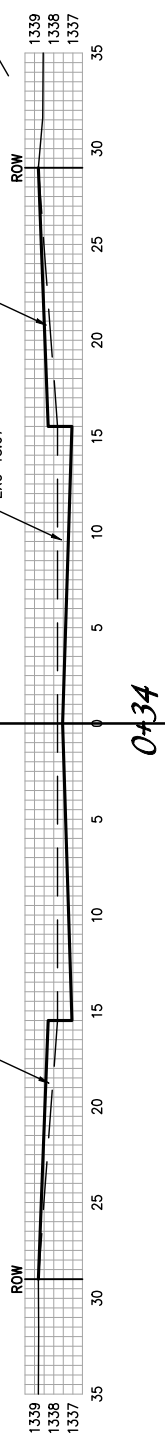
1+00

EXC = 29.0
LF = 12.2
CF = 0.0



0+50

EXC = 9.3
LF = 3.9
CF = 0.0



0+34

58th Ct. N. (Lots 2-14, Block A)

SHEET TOTAL:
EXCAVATION = 297.4 C.Y.
LOOSE FILL = 129.4 C.Y.
COMPACTED FILL = 7.0 C.Y.