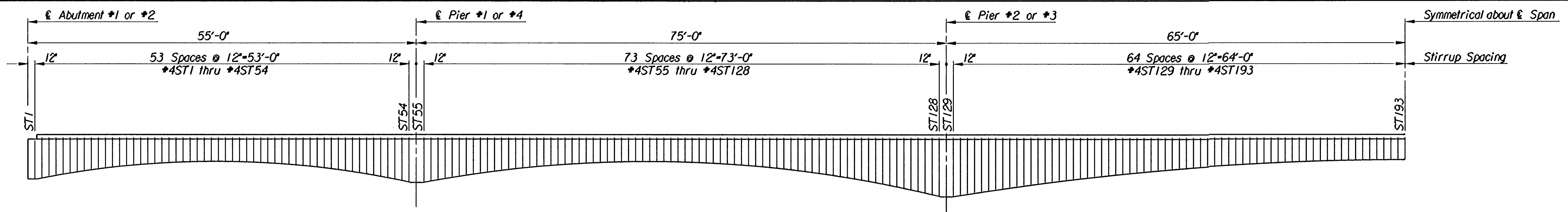
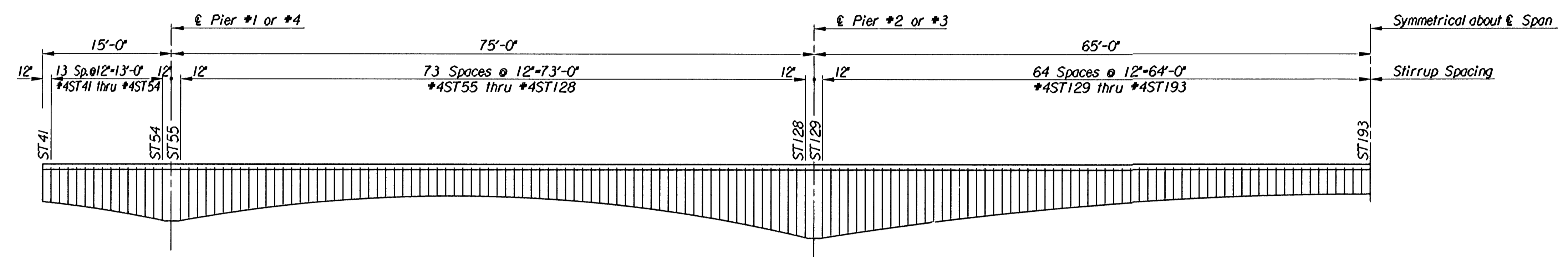


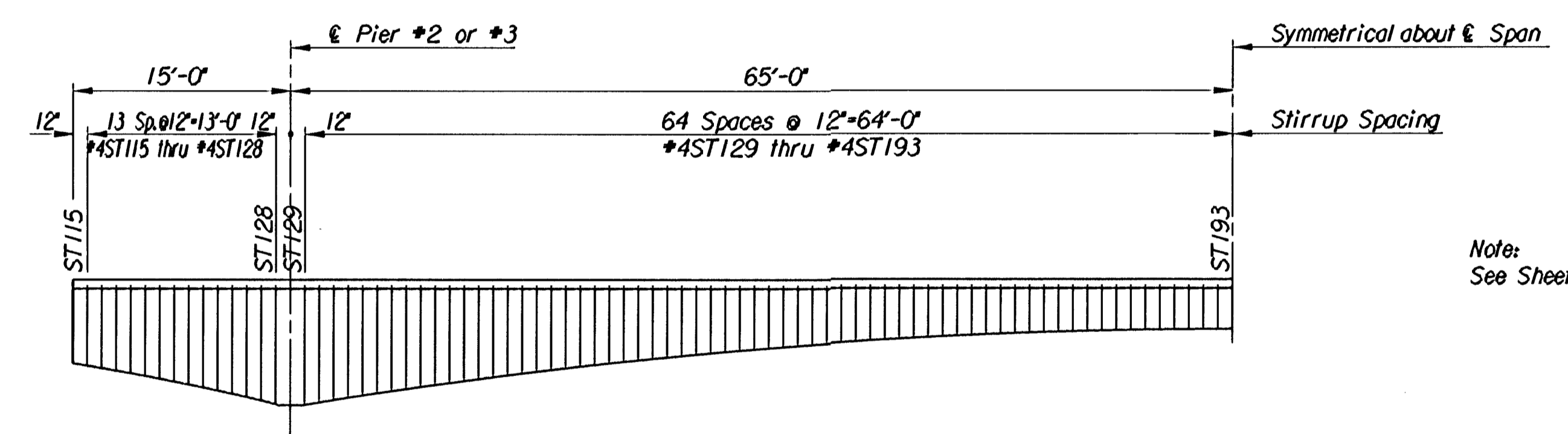
SHEET NO.	TOTAL SHEETS
C58	131



BEAM #4 OR #5

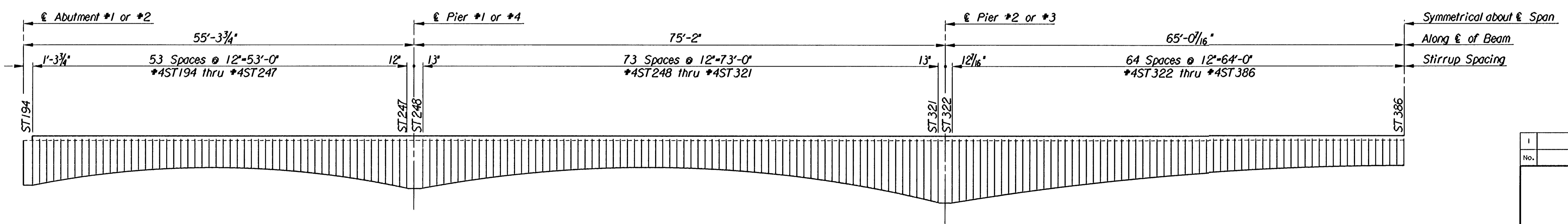


BEAM #3 OR #6



BEAM #2 OR #7

Note:  
See Sheet No. C57 for Longitudinal Reinforcing.



BEAM #1 OR #8

1/1995/95088/douglas/beam1.dgn  
 Drawn by: wll  
 Plotted by: ras 8-28-97

No.	Revisions	By	Date
CITY OF WICHITA, KANSAS MICHAEL E. LINDEBAK, P.E.-CITY ENGINEER DOUGLAS AVENUE BRIDGE OVER ARKANSAS RIVER <b>SIDEWALK BEAM DETAILS #2</b> CITY OF WICHITA PROJECT NO. 472-82721 <b>PROFESSIONAL ENGINEERING CONSULTANTS, P.A.</b> ENGINEERS WICHITA, KANSAS			
Designed by	P.D.F.	Checked by	R.A.S.
Drawn by	W.L.L.	Date	Sept. 1997 Job No. 95088-4