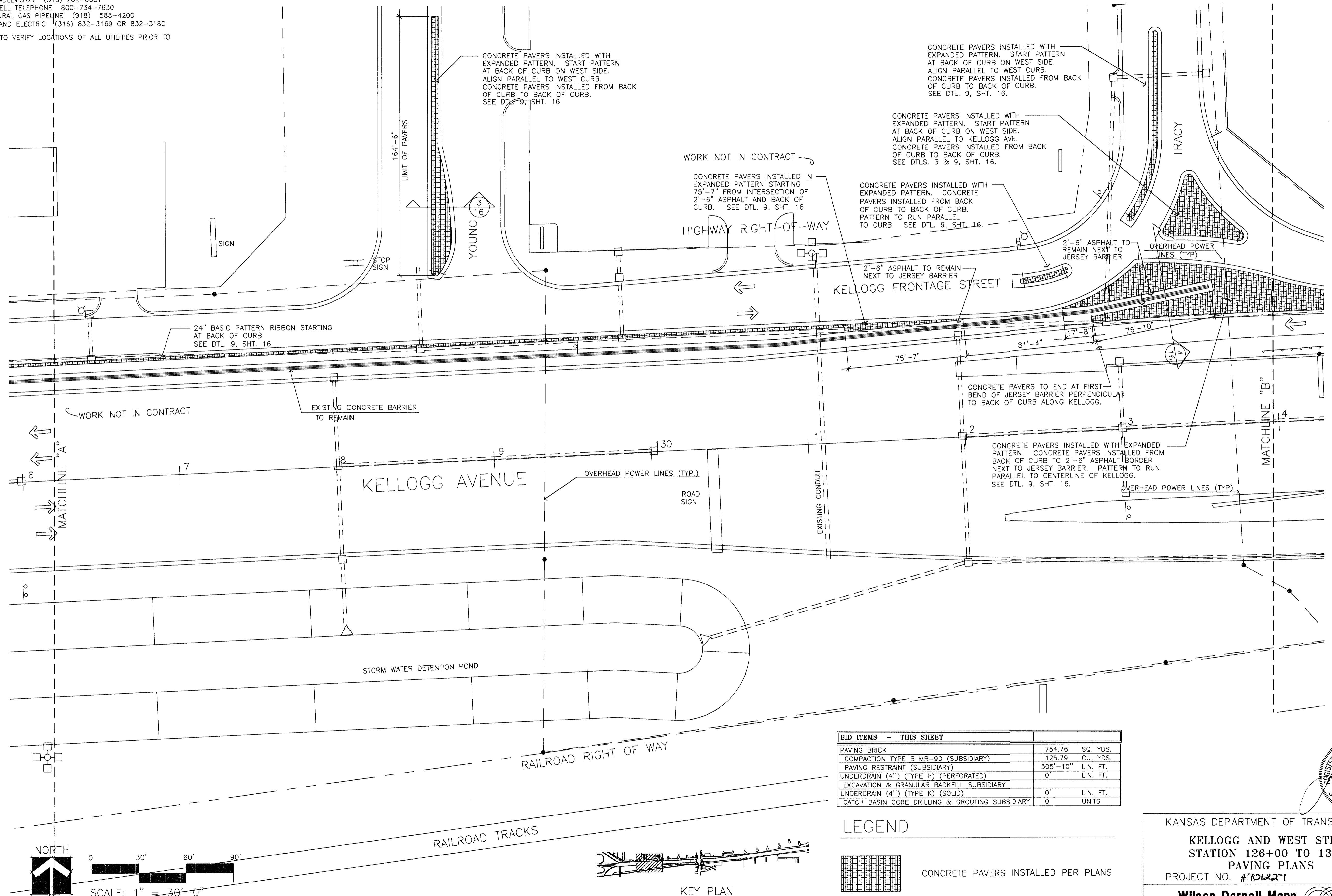


UTILITY OWNERS:
 CITY OF WICHITA WATER AND SEWER DEPARTMENT (316) 268-4908
 MULTIMEDIA CABLEVISION (316) 262-0661
 SOUTHWEST BELL TELEPHONE 800-734-7630
 WILLIAMS NATURAL GAS PIPELINE (918) 588-4200
 KANSAS GAS AND ELECTRIC (316) 832-3169 OR 832-3180
 CONTRACTOR TO VERIFY LOCATIONS OF ALL UTILITIES PRIOR TO DIGGING.



CONCRETE PAVERS INSTALLED WITH EXPANDED PATTERN. START PATTERN AT BACK OF CURB ON WEST SIDE. ALIGN PARALLEL TO WEST CURB. CONCRETE PAVERS INSTALLED FROM BACK OF CURB TO BACK OF CURB. SEE DTL. 9, SHT. 16.

CONCRETE PAVERS INSTALLED WITH EXPANDED PATTERN. START PATTERN AT BACK OF CURB ON WEST SIDE. ALIGN PARALLEL TO WEST CURB. CONCRETE PAVERS INSTALLED FROM BACK OF CURB TO BACK OF CURB. SEE DTL. 9, SHT. 16.

CONCRETE PAVERS INSTALLED IN EXPANDED PATTERN STARTING 75'-7" FROM INTERSECTION OF 2'-6" ASPHALT AND BACK OF CURB. SEE DTL. 9, SHT. 16.

CONCRETE PAVERS INSTALLED WITH EXPANDED PATTERN. CONCRETE PAVERS INSTALLED FROM BACK OF CURB TO BACK OF CURB. PATTERN TO RUN PARALLEL TO CURB. SEE DTL. 9, SHT. 16.

CONCRETE PAVERS INSTALLED WITH EXPANDED PATTERN. START PATTERN AT BACK OF CURB ON WEST SIDE. ALIGN PARALLEL TO KELLOGG AVE. CONCRETE PAVERS INSTALLED FROM BACK OF CURB TO BACK OF CURB. SEE DTL. 3 & 9, SHT. 16.

2'-6" ASPHALT TO REMAIN NEXT TO JERSEY BARRIER

24" BASIC PATTERN RIBBON STARTING AT BACK OF CURB SEE DTL. 9, SHT. 16


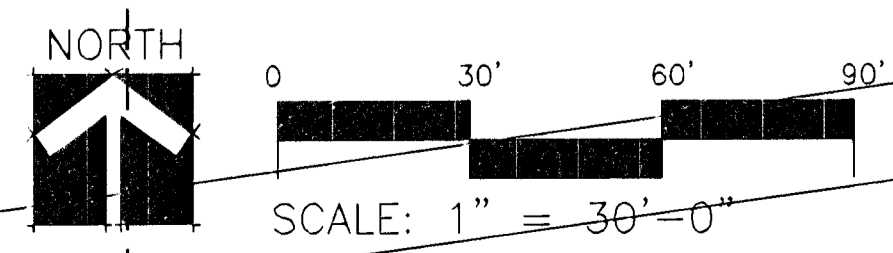
CONCRETE PAVERS TO END AT FIRST BEND OF JERSEY BARRIER PERPENDICULAR TO BACK OF CURB ALONG KELLOGG.

CONCRETE PAVERS INSTALLED WITH EXPANDED PATTERN. CONCRETE PAVERS INSTALLED FROM BACK OF CURB TO 2'-6" ASPHALT BORDER NEXT TO JERSEY BARRIER. PATTERN TO RUN PARALLEL TO CENTERLINE OF KELLOGG. SEE DTL. 9, SHT. 16.

BID ITEMS - THIS SHEET		
PAVING BRICK	754.76	SQ. YDS.
COMPACTION TYPE B MR-90 (SUBSIDIARY)	125.79	CU. YDS.
PAVING RESTRAINT (SUBSIDIARY)	505'-10"	LIN. FT.
UNDERDRAIN (4") (TYPE H) (PERFORATED)	0'	LIN. FT.
EXCAVATION & GRANULAR BACKFILL (SUBSIDIARY)		
UNDERDRAIN (4") (TYPE K) (SOLID)	0'	LIN. FT.
CATCH BASIN CORE DRILLING & GROUTING (SUBSIDIARY)	0	UNITS

LEGEND	
	CONCRETE PAVERS INSTALLED PER PLANS

SEE SHEET 10 FOR GENERAL PAVER NOTES.
 SEE SHEET 16 FOR PAVER SECTIONS AND DETAIL.



KANSAS DEPARTMENT OF TRANSPORTATION
 KELLOGG AND WEST STREET
 STATION 126+00 TO 134+00
 PAVING PLANS
 PROJECT NO. #101221

Wilson Darnell Mann
 architecture site planning interiors
 Wichita, Kansas

DESIGNED BY: WDM, PA	CHECKED BY: LME
DRAWN BY: SKW	DATE: 7/31/97 SHEET 11 OF 43

2-17-97
 E:\94082\PAV-2
 E:\94082\MAINBASE E:\94082\PAVERS