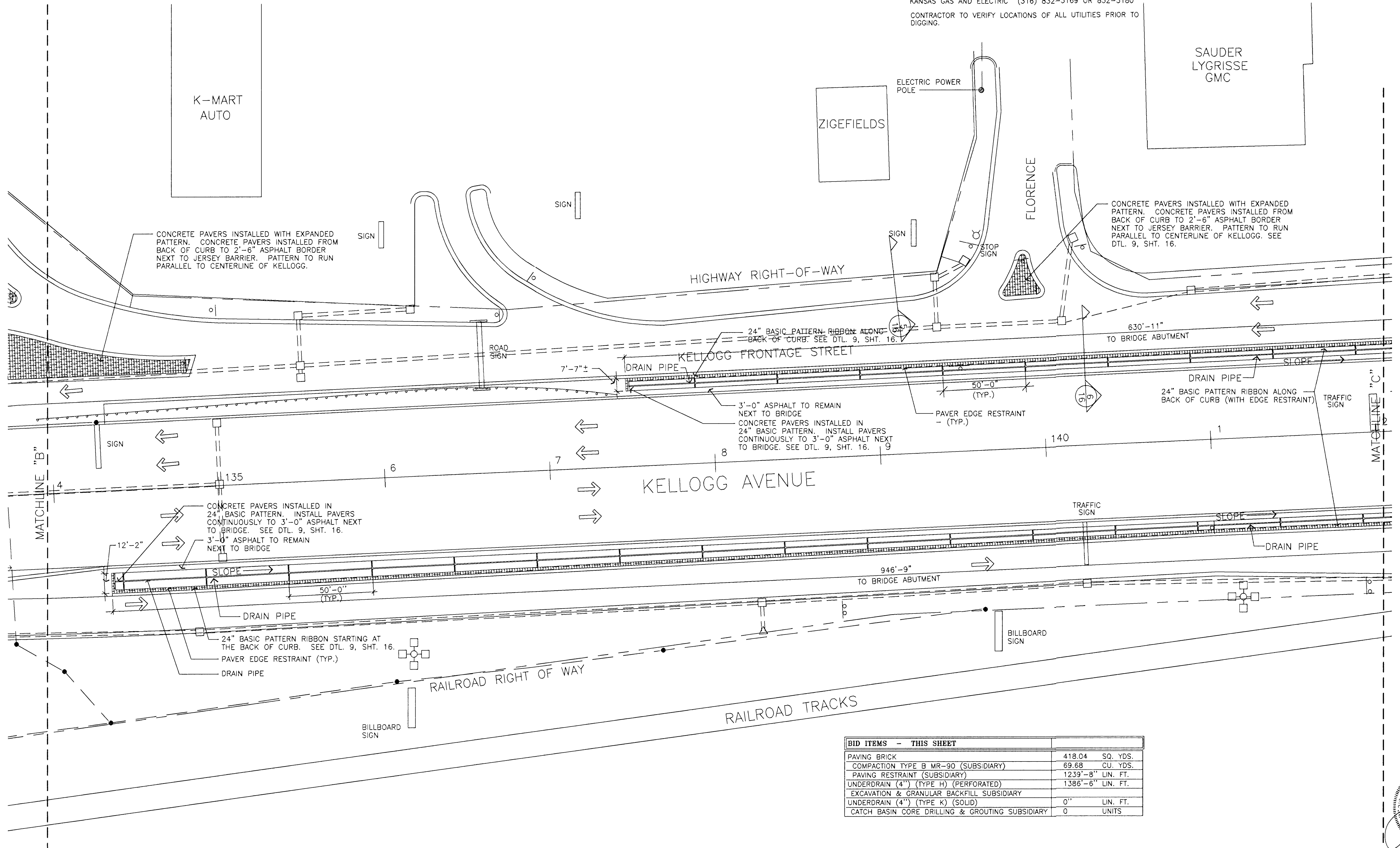


FHWA REG NO.	STATE	PROJECT NO.	YEAR	SHEET NO.	SHEETS
7	KANSAS	54-87-TE-0039-01	1997	12	43

UTILITY OWNERS:  
 CITY OF WICHITA WATER AND SEWER DEPARTMENT (316) 268-4908  
 MULTIMEDIA CABLEVISION (316) 262-0661  
 SOUTHWEST BELL TELEPHONE 800-734-7630  
 WILLIAMS NATURAL GAS PIPELINE (918) 588-4200  
 KANSAS GAS AND ELECTRIC (316) 832-3169 OR 832-3180  
 CONTRACTOR TO VERIFY LOCATIONS OF ALL UTILITIES PRIOR TO DIGGING.



CONCRETE PAVERS INSTALLED WITH EXPANDED PATTERN. CONCRETE PAVERS INSTALLED FROM BACK OF CURB TO 2'-6" ASPHALT BORDER NEXT TO JERSEY BARRIER. PATTERN TO RUN PARALLEL TO CENTERLINE OF KELLOGG.

CONCRETE PAVERS INSTALLED WITH EXPANDED PATTERN. CONCRETE PAVERS INSTALLED FROM BACK OF CURB TO 2'-6" ASPHALT BORDER NEXT TO JERSEY BARRIER. PATTERN TO RUN PARALLEL TO CENTERLINE OF KELLOGG. SEE DTL. 9, SHT. 16.

CONCRETE PAVERS INSTALLED IN 24" BASIC PATTERN. INSTALL PAVERS CONTINUOUSLY TO 3'-0" ASPHALT NEXT TO BRIDGE. SEE DTL. 9, SHT. 16.  
 3'-0" ASPHALT TO REMAIN NEXT TO BRIDGE

24" BASIC PATTERN RIBBON STARTING AT THE BACK OF CURB. SEE DTL. 9, SHT. 16.  
 PAVER EDGE RESTRAINT (TYP.)  
 DRAIN PIPE


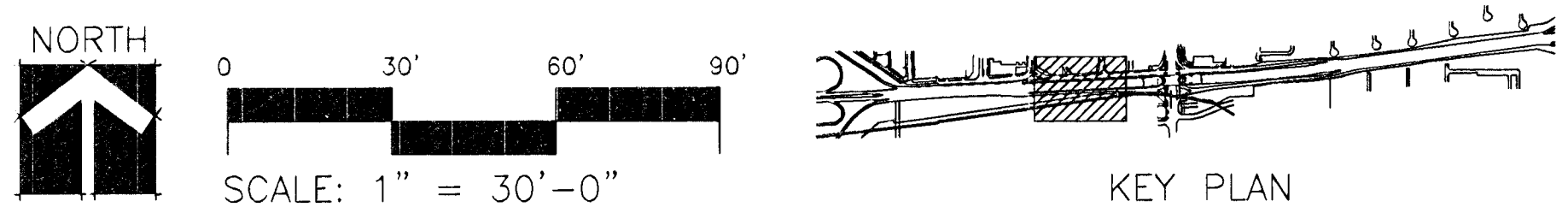
3'-0" ASPHALT TO REMAIN NEXT TO BRIDGE  
 CONCRETE PAVERS INSTALLED IN 24" BASIC PATTERN. INSTALL PAVERS CONTINUOUSLY TO 3'-0" ASPHALT NEXT TO BRIDGE. SEE DTL. 9, SHT. 16.

BID ITEMS - THIS SHEET	
PAVING BRICK	418.04 SQ. YDS.
COMPACTION TYPE B MR-90 (SUBSIDIARY)	69.68 CU. YDS.
PAVING RESTRAINT (SUBSIDIARY)	1239'-8" LIN. FT.
UNDERDRAIN (4") (TYPE H) (PERFORATED)	1386'-6" LIN. FT.
EXCAVATION & GRANULAR BACKFILL SUBSIDIARY	
UNDERDRAIN (4") (TYPE K) (SOLID)	0' LIN. FT.
CATCH BASIN CORE DRILLING & GROUTING SUBSIDIARY	0 UNITS

LEGEND

CONCRETE PAVERS INSTALLED PER PLANS

SEE SHEET 10 FOR GENERAL PAVER NOTES.  
 SEE SHEET 16 FOR PAVER SECTIONS AND DETAIL.



KANSAS DEPARTMENT OF TRANSPORTATION  
 KELLOGG AND WEST STREET  
 STATION 134+00 TO 142+00  
 PAVING PLANS  
 PROJECT NO. #101221

**Wilson Darnell Mann**  
 architecture site planning interiors  
 Wichita, Kansas

DESIGNED BY: WDM, PA  
 CHECKED BY: LME  
 DRAWN BY: SKW  
 DATE: 7/31/97  
 SHEET 12 OF 43

2-17-97  
 E:\94082\PAV-3  
 E:\94082\MAINBASE E:\94082\PAVERS