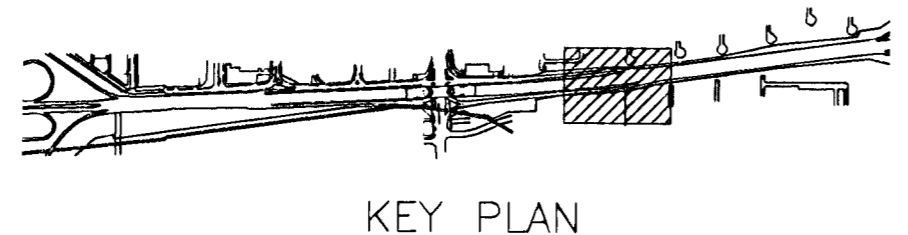
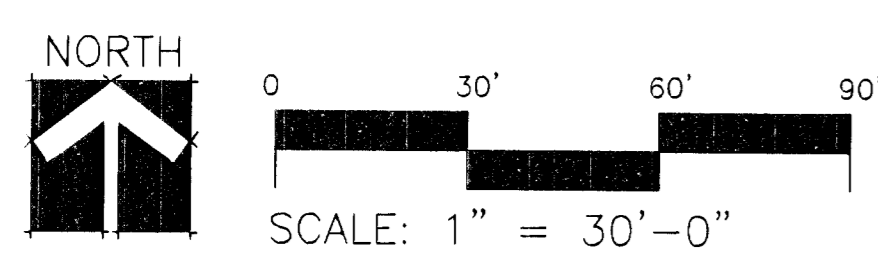


**BID ITEMS - THIS SHEET**

|   |         |          |
|---|---------|----------|
| PAVING BRICK                                      | 97.82   | SQ. YDS. |
| COMPACTION TYPE B MR-90 (SUBSIDIARY)              | 16.30   | CU. YDS. |
| PAVING RESTRAINT (SUBSIDIARY)                     | 429'-0" | LIN. FT. |
| UNDERDRAIN (4") (TYPE H) (PERFORATED)             | 689'-0" | LIN. FT. |
| EXCAVATION & GRANULAR BACKFILL (SUBSIDIARY)       |         |          |
| UNDERDRAIN (4") (TYPE K) (SOLID)                  | 0       | LIN. FT. |
| CATCH BASIN CORE DRILLING & GROUTING (SUBSIDIARY) | 0       | UNITS    |



UTILITY OWNERS:  
 CITY OF WICHITA WATER AND SEWER DEPARTMENT (316) 268-4908  
 MULTIMEDIA CABLEVISION (316) 262-0661  
 SOUTHWEST BELL TELEPHONE 800-734-7630  
 WILLIAMS NATURAL GAS PIPELINE (918) 588-4200  
 KANSAS GAS AND ELECTRIC (316) 832-3169 OR 832-3180

CONTRACTOR TO VERIFY LOCATIONS OF ALL UTILITIES PRIOR TO DIGGING.

**LEGEND**


CONCRETE PAVERS INSTALLED PER PLANS

SEE SHEET 10 FOR GENERAL PAVER NOTES.  
 SEE SHEET 16 FOR PAVER SECTIONS AND DETAIL.

KANSAS DEPARTMENT OF TRANSPORTATION  
**KELLOGG AND WEST STREET**  
 STATION 157+00 TO 165+00  
 PAVING PLANS  
 PROJECT NO. #701227

**Wilson Darnell Mann**  
 architecture site planning interiors  
 Wichita, Kansas

DESIGNED BY: **WDM, PA** CHECKED BY: **LME**  
 DRAWN BY: **SKW** DATE: 7/31/97 SHEET 15 OF 43



2-17-97  
 E:\94082\PAV-6  
 E:\94082\MAINBASE E:\94082\PAVERS