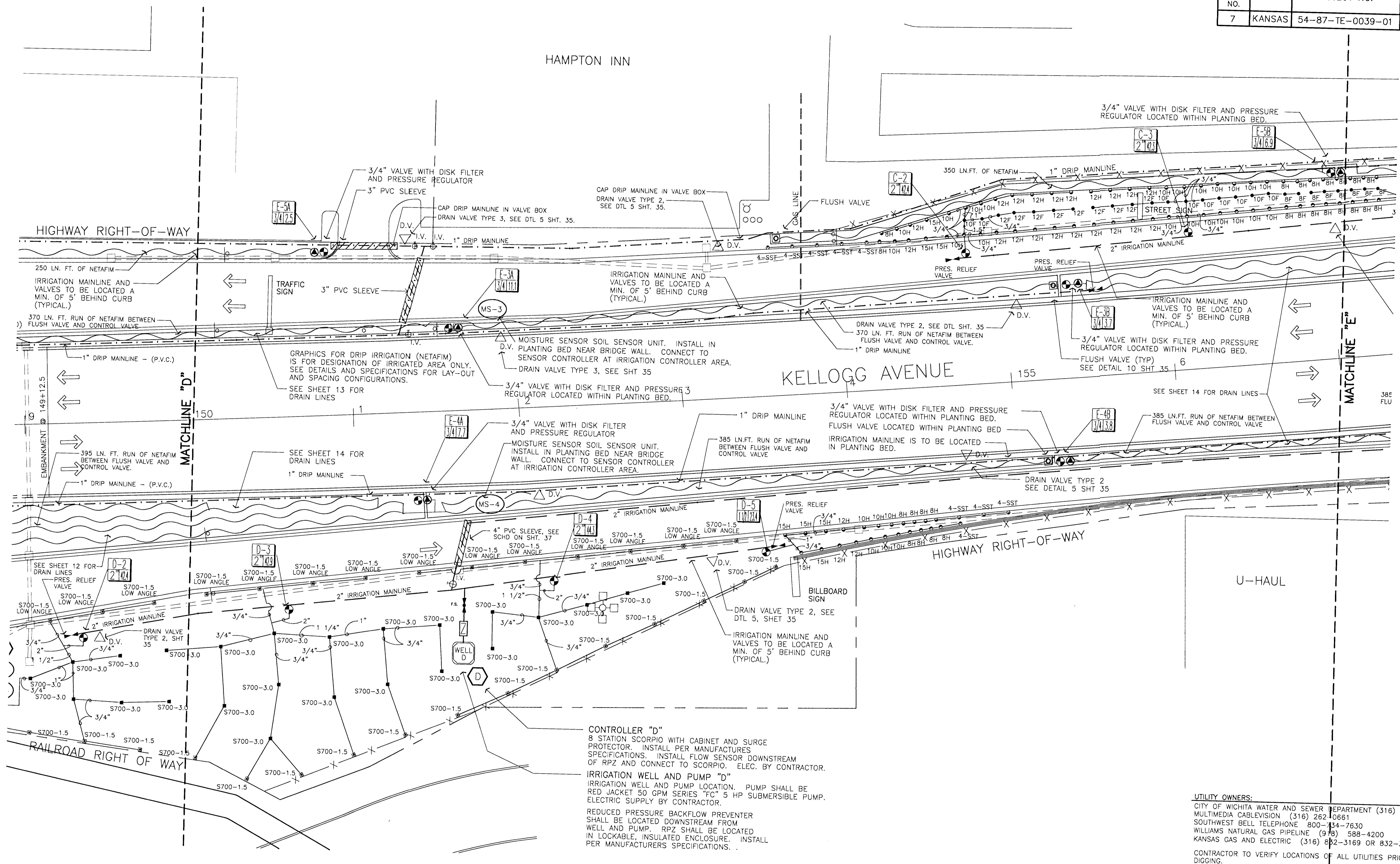


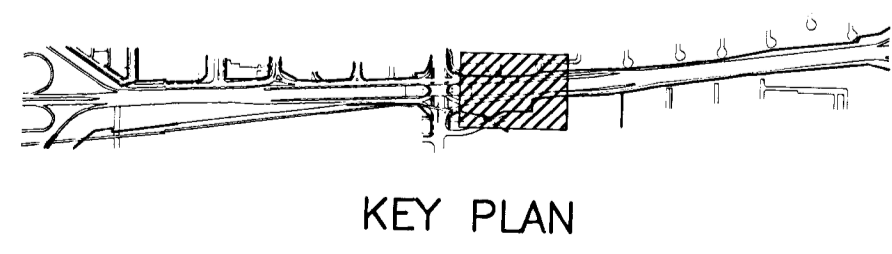
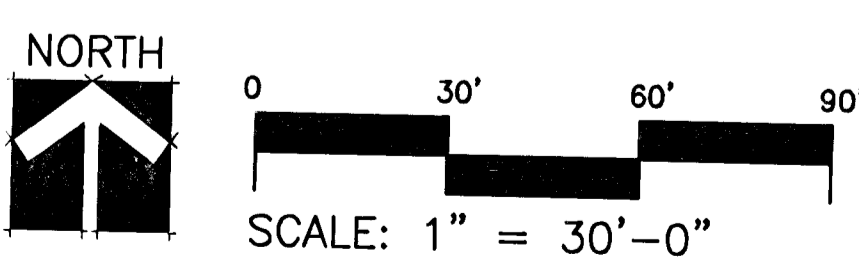
FHWA REG NO.	STATE	PROJECT NO.	YEAR	SHEET NO.	SHEETS
7	KANSAS	54-87-TE-0039-01	1997	31	43



CONTROLLER "D"
 8 STATION SCORPIO WITH CABINET AND SURGE PROTECTOR. INSTALL PER MANUFACTURERS SPECIFICATIONS. INSTALL FLOW SENSOR DOWNSTREAM OF RPZ AND CONNECT TO SCORPIO. ELEC. BY CONTRACTOR.

IRRIGATION WELL AND PUMP "D"
 IRRIGATION WELL AND PUMP LOCATION. PUMP SHALL BE RED JACKET 50 GPM SERIES "FC" 5 HP SUBMERSIBLE PUMP. ELECTRIC SUPPLY BY CONTRACTOR.

REDUCED PRESSURE BACKFLOW PREVENTER SHALL BE LOCATED DOWNSTREAM FROM WELL AND PUMP. RPZ SHALL BE LOCATED IN LOCKABLE, INSULATED ENCLOSURE. INSTALL PER MANUFACTURERS SPECIFICATIONS.




NOTE:
 SEE SHEETS 35 AND 36 FOR IRRIGATION DETAILS
 SEE SHEET 37 FOR IRRIGATION NOTES AND LEGEND
 SEE SHEET 14 FOR DRAIN TILE LOCATIONS

UTILITY OWNERS:
 CITY OF WICHITA WATER AND SEWER DEPARTMENT (316) 268-4908
 MULTIMEDIA CABLEVISION (316) 262-0661
 SOUTHWEST BELL TELEPHONE 800-34-7630
 WILLIAMS NATURAL GAS PIPELINE (913) 588-4200
 KANSAS GAS AND ELECTRIC (316) 832-3169 OR 832-3180

CONTRACTOR TO VERIFY LOCATIONS OF ALL UTILITIES PRIOR TO DIGGING.

KANSAS DEPARTMENT OF TRANSPORTATION
KELLOGG AND WEST STREET
 STATION 150+00 TO 157+00
 IRRIGATION PLAN
 PROJECT NO. # 0000



Wilson Darnell Mann
 architecture site planning interiors
 Wichita, Kansas

DESIGNED BY: WDM, PA	CHECKED BY: LME
DRAWN BY: SKW	DATE: 7/31/97 SHEET 31 OF 43

T1:57
 08/19/1997
 K:\94082\IRRIG\LI-5
 E:\94082\MAINBASE E:\94082\IRRIG