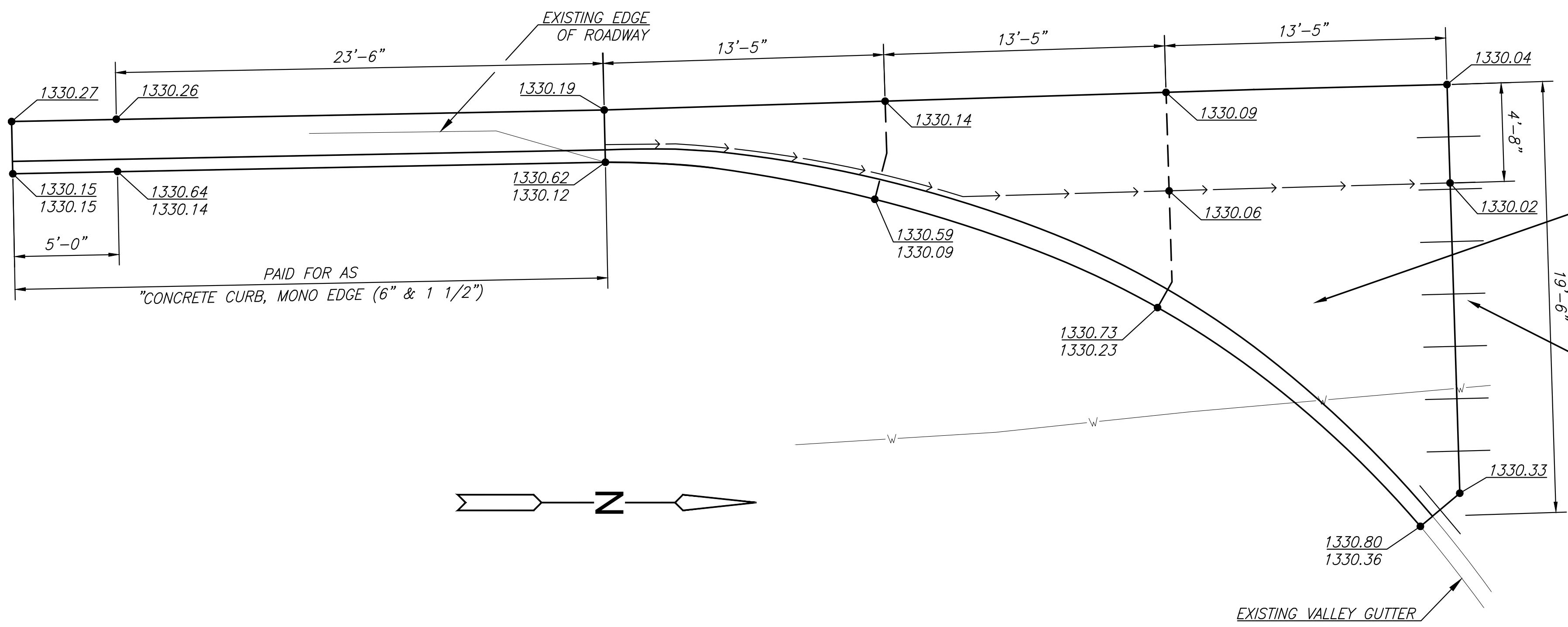
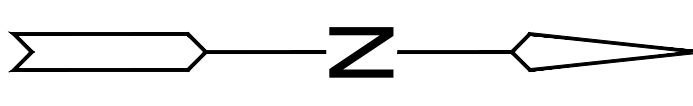


J:\PROJECTS\2019\1901010483\_COW\_RCB\_TYLER AND HARRY\_190483\_CADD\SHOTS\06\_CIVIL\PAV\190483-65-5162.DWG  
 J:\PROJECTS\2019\1901010483\_COW\_RCB\_TYLER AND HARRY\_190483\_CADD\SHOTS\06\_CIVIL\PAV\190483-65-5162.DWG  
 PLOTTED: Thursday, February 11, 2021 @ 03:01PM



CONSTRUCT 36 S.Y. OF "CONCRETE PAVEMENT (VG) 8" (REINF.) AND 72 L.F. OF "CONCRETE CURB, MONO EDGE (6" & 1 1/2") ON 56 S.Y. OF "CRUSHED ROCK BASE 7", REINFORCED". SEE SHEET 6.

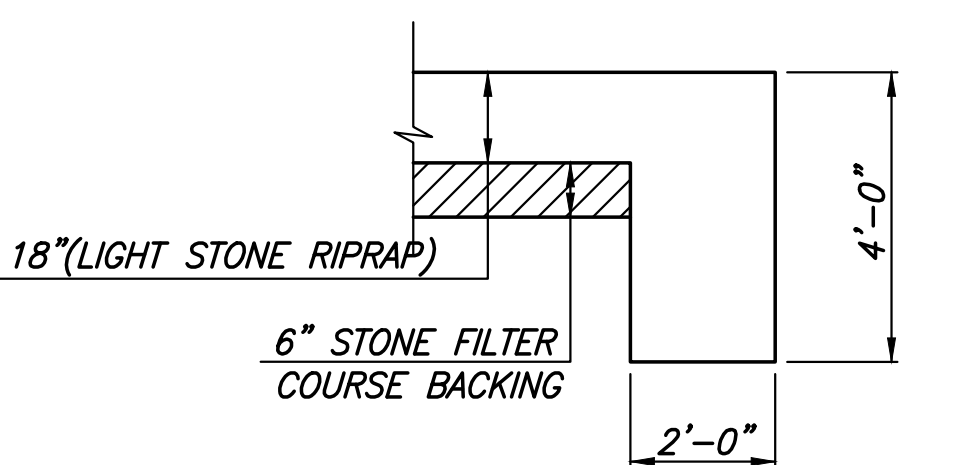
DRILL AND GROUT #5X36" BARS ON 30" CENTERS INTO EXISTING VALLEY GUTTER PAVEMENT



**VALLEY GUTTER GRADING PLAN**  
 (NOT TO SCALE)

**LEGEND**

- ← ← DIRECTION OF SURFACE FLOW
- X.XX / X.XX SPOT ELEVATION (CURB E<sub>c</sub> ON TOP, GUTTER E<sub>g</sub> ON BOTTOM)
- X.XX SURFACE SPOT ELEVATION

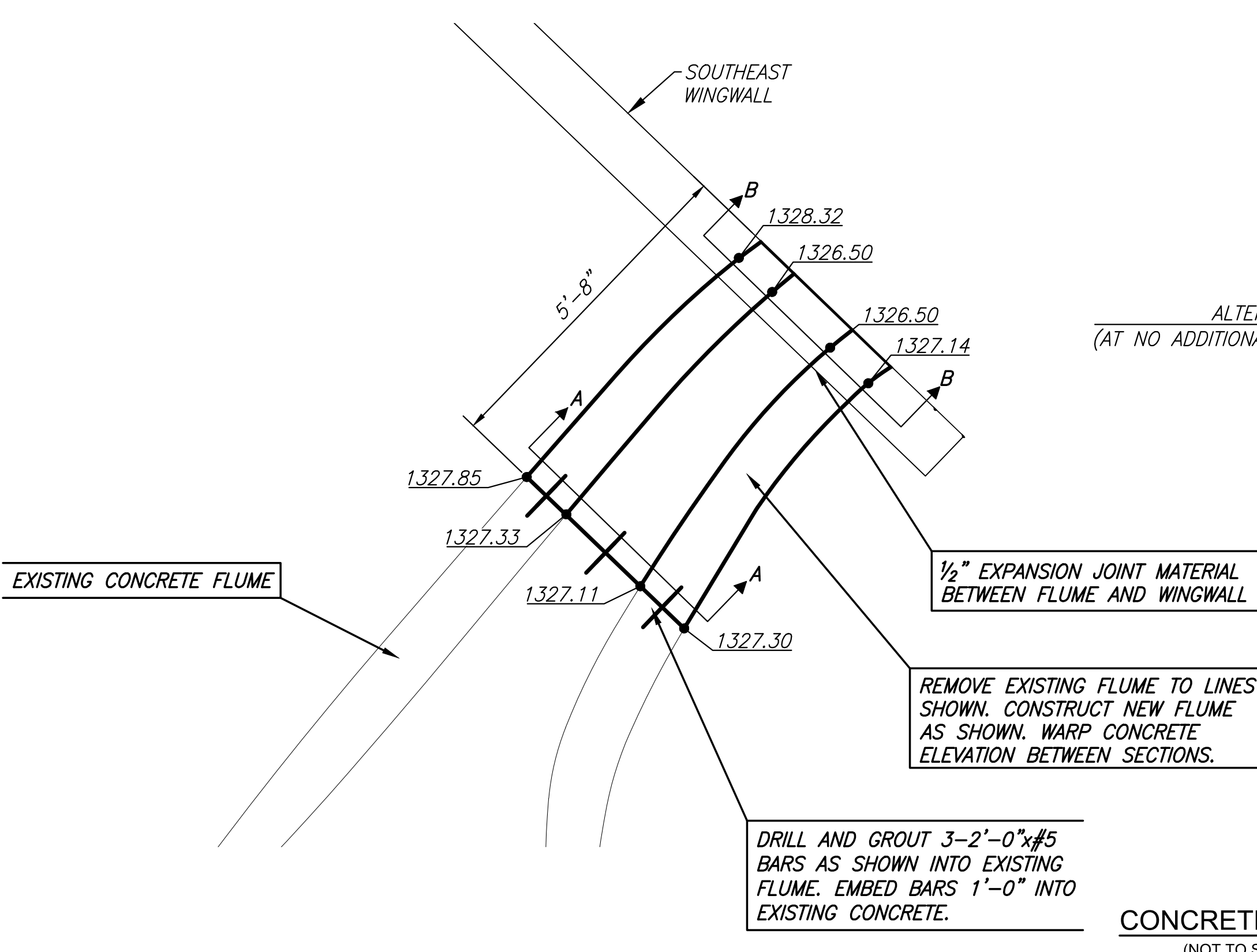


**TYPICAL SECTION THRU TOEWALL**  
 NO SCALE

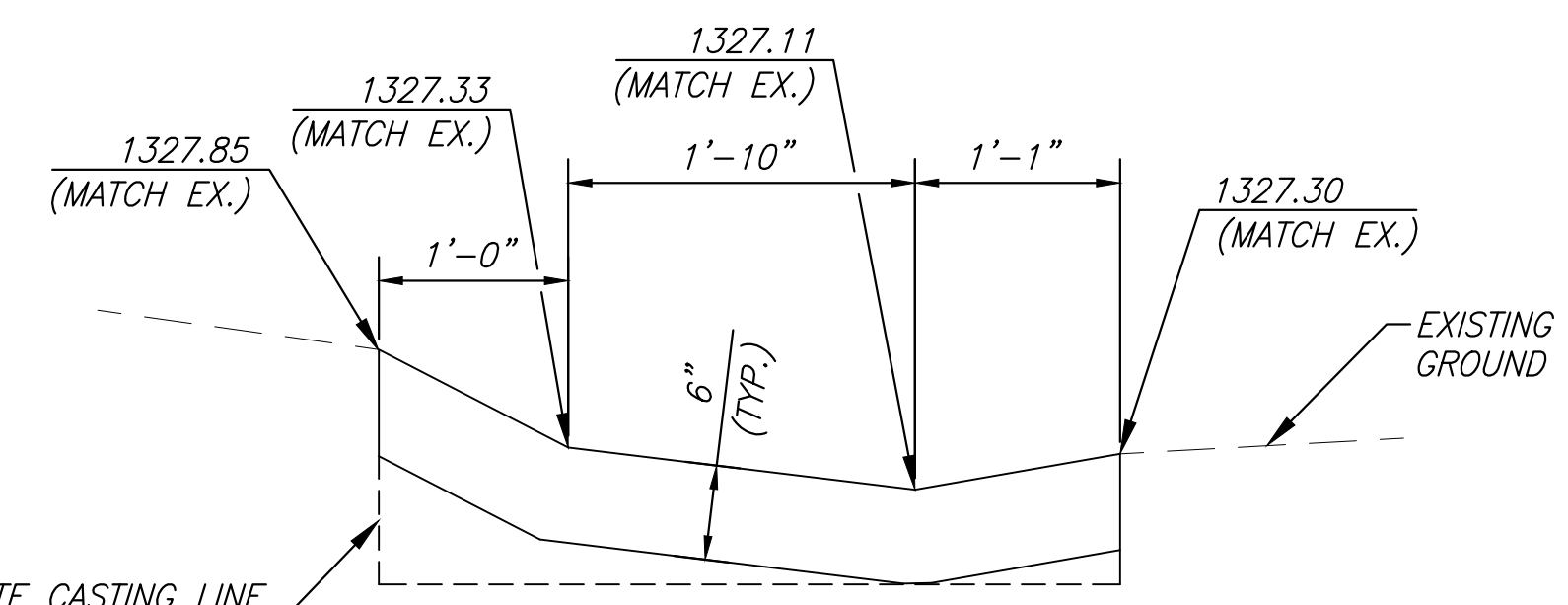
**NOTES**

1. ALL RIPRAP FOR THIS PROJECT SHALL BE NATURAL STONE. NEITHER BROKEN CONCRETE, FABRIC ENVELOPE, NOR PREMIXED DRY PACKAGED CONCRETE BAG ALTERNATES WILL BE ALLOWED, UNLESS INDICATED OTHERWISE.
2. TOEWALLS SHALL BE INSTALLED ALONG ALL UNPROTECTED EDGES OF STONE RIPRAP.
3. GROUTING OF THE SURFACE OF THE RIPRAP SHALL NOT BE PERFORMED, UNLESS INDICATED OTHERWISE. GROUTING OF THE TOEWALLS SHALL BE PERFORMED PER CITY SPECIFICATIONS.
4. SEE SHEET 19 FOR SUMMARY OF QUANTITIES.

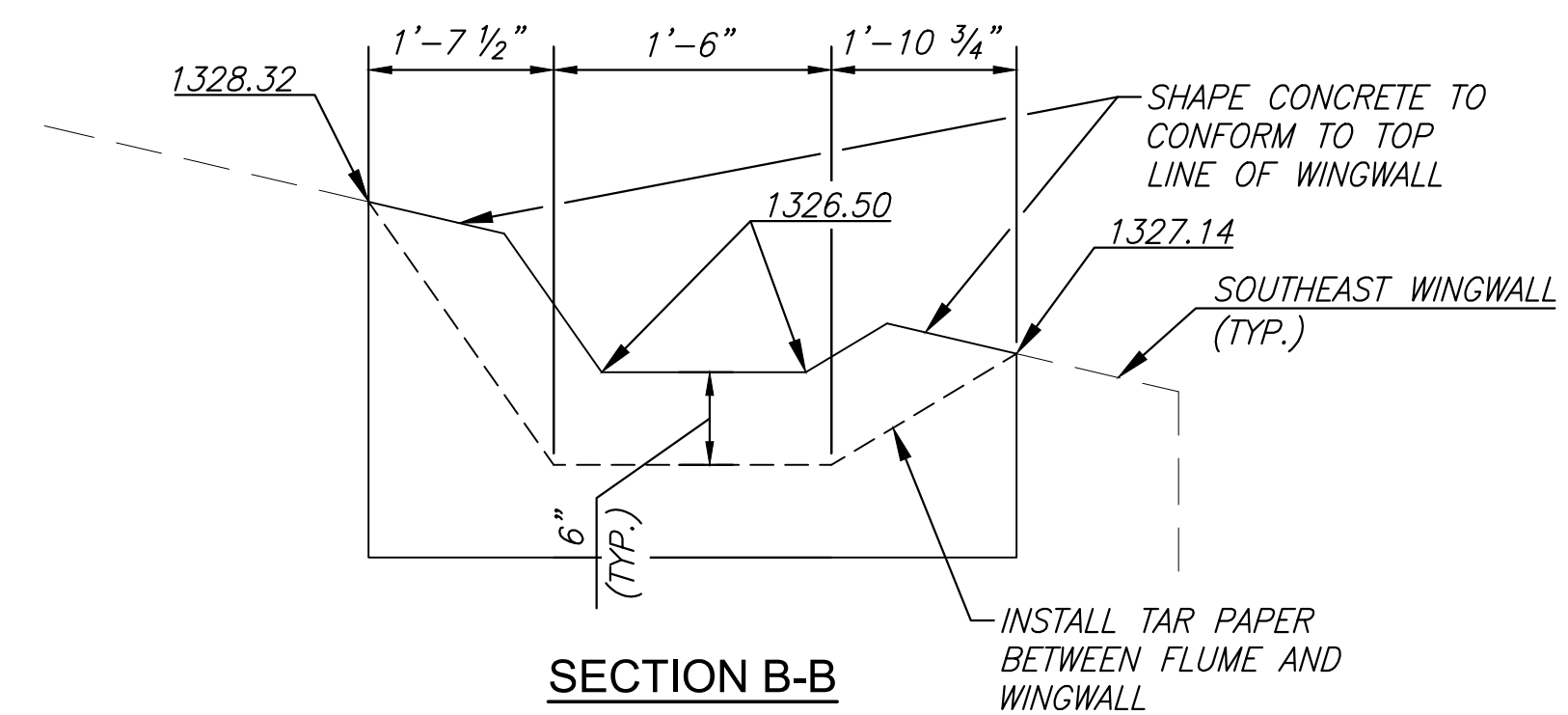
**LIGHT STONE RIPRAP DETAILS**



**CONCRETE FLUME**  
 (NOT TO SCALE)



**SECTION A-A**  
 (NOT TO SCALE)



**SECTION B-B**  
 (NOT TO SCALE)

©2020 MKEC Engineering All Rights Reserved www.mkec.com  
 These drawings and their contents, including, but not limited to, all concepts, designs, & ideas are the exclusive property of MKEC Engineering (MKEC), and may not be used or reproduced in any way without the express consent of MKEC.

**MISCELLANEOUS DETAILS**

PROJECT NO.	1901010483	
DATE	FEB. 2021	
SCALE	N.T.S.	
DESIGNED	DRAWN	CHECKED
JRA	RAM	JRA

NO.	REVISION	DATE