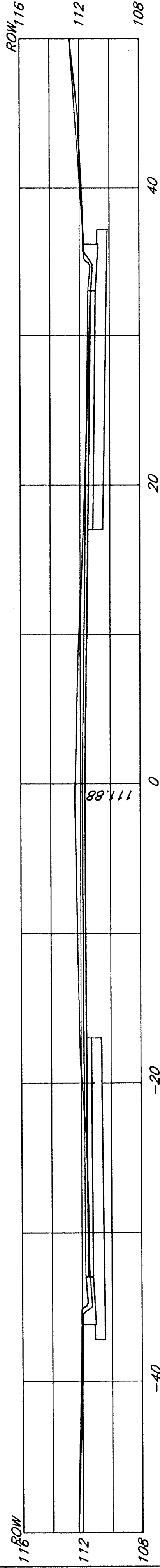
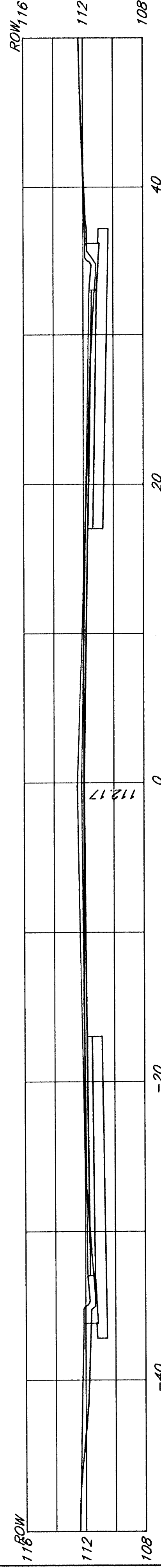


23+00



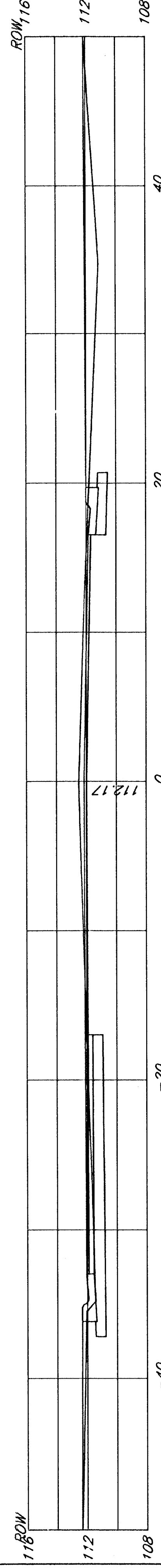
22+50



22+00




21+50




21+15.39




21+00




20+82.84




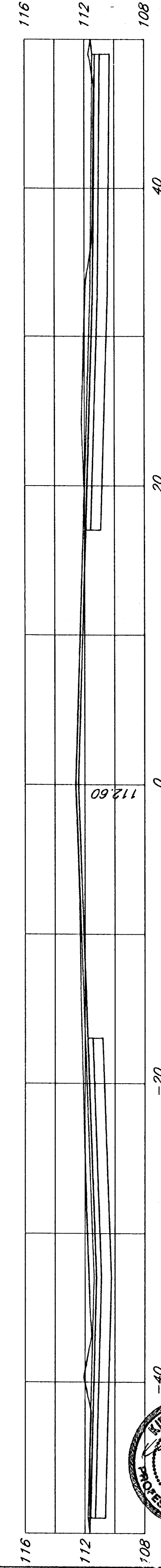
20+65



20+50



20+47.59



kemiller
engineering



516 S. Market,
Wichita, KS 67202 316/264-0242

Cross Sections

PROJECT NO. 472 83608 OCA: 706846
MAP PROJECT NO. 101008
DATE: August 7, 2002
REVISED:

SHEET
CV 5.4

WEST DOUGLAS STREETSCAPE
ARKANSAS RIVER TO SENECA
WICHITA, KANSAS

ARCHITECTS • PLANNERS • LANDSCAPE ARCHITECTS
22 S. WASHINGTON WICHITA, KANSAS 67202
P.O. BOX 308 WICHITA, KANSAS 67202
TEL: 316.264.0242 FAX: 316.264.0246



MCCLUGGAGE VAN SICKLE & PERRY