

W.L. Sta 3+27.98 Line 5
 B.L. Sta 78+09.50 34.43' Lt.
 Install Fire Hydrant Assembly
 L=4'
 Top Valve Box Elev.=113.80
 Bury Line Elev.=113.84
 1-8" Cap (N)

W.L. Sta 3+22.00 Line 6
 B.L. Sta 87+84.73 Lt.
 Install Fire Hydrant Assembly
 L=9'
 Top Valve Box Elev.=110.54
 Bury Line Elev.=110.83

W.L. Sta 13+63.94 Line 1=
 W.L. Sta 0+00 Line 5
 B.L. Sta 74+31.52 34.43' Lt.
 M.J. Tee from Line 1

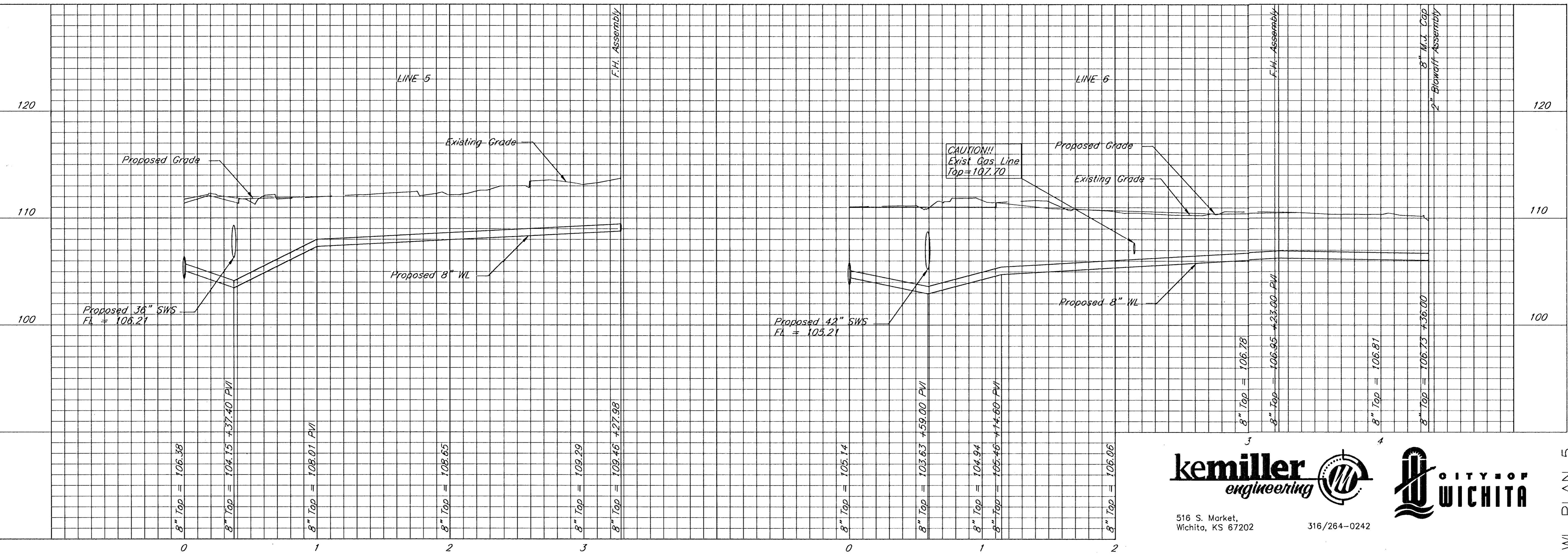
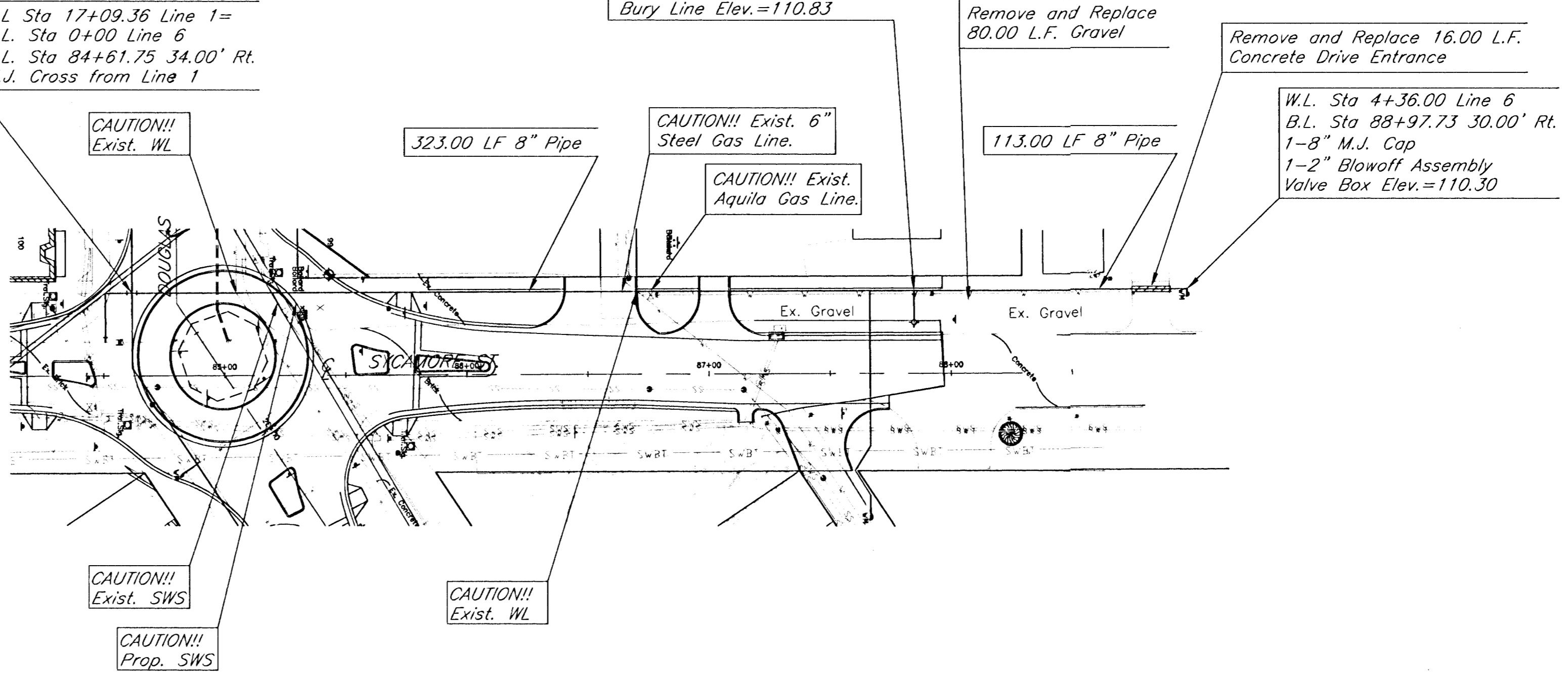
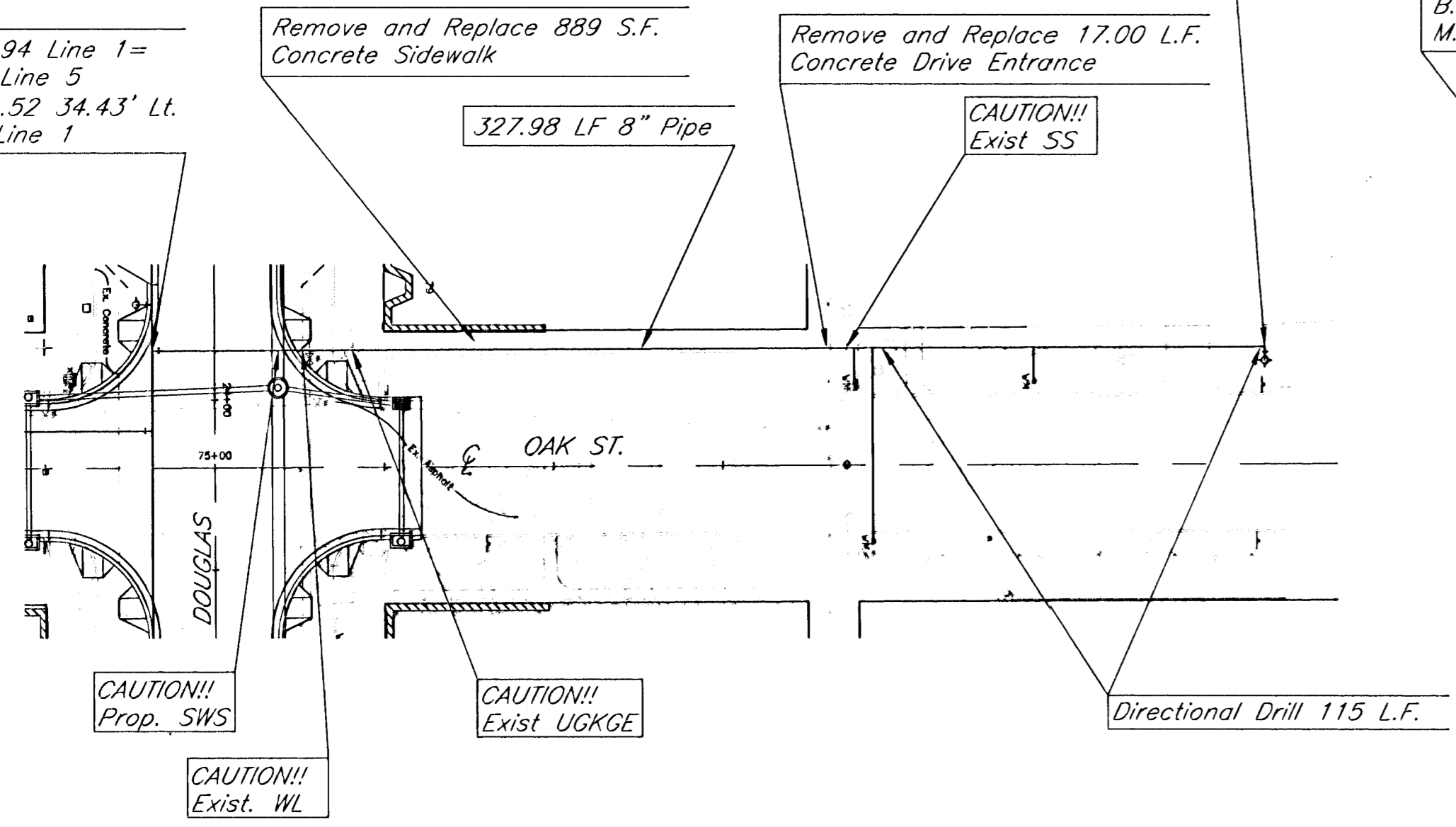
Remove and Replace 889 S.F.
 Concrete Sidewalk

Remove and Replace 17.00 L.F.
 Concrete Drive Entrance

W.L. Sta 17+09.36 Line 1=
 W.L. Sta 0+00 Line 6
 B.L. Sta 84+61.75 34.00' Rt.
 M.J. Cross from Line 1

Remove and Replace
 80.00 L.F. Gravel

Remove and Replace 16.00 L.F.
 Concrete Drive Entrance



516 S. Market,
 Wichita, KS 67202

316/264-0242

WL PLAN 5

SHEET
 CV 6.5

WEST DOUGLAS STREETSCAPE
 ARKANSAS RIVER TO SENECA
 WICHITA, KANSAS

PROJECT NO. 448 89643
 MYP PROJECT NO. 101008
 DATE: August 7, 2002
 REVISED: August 30, 2002

ARCHITECTS • PLANNERS • LANDSCAPE ARCHITECTS
 125 S. WASHINGTON WICHITA, KANSAS 67202
 P.O. BOX 386 WICHITA, KANSAS 67202
 THE MCCULLAGUE • VAN SICKLE • PERRY