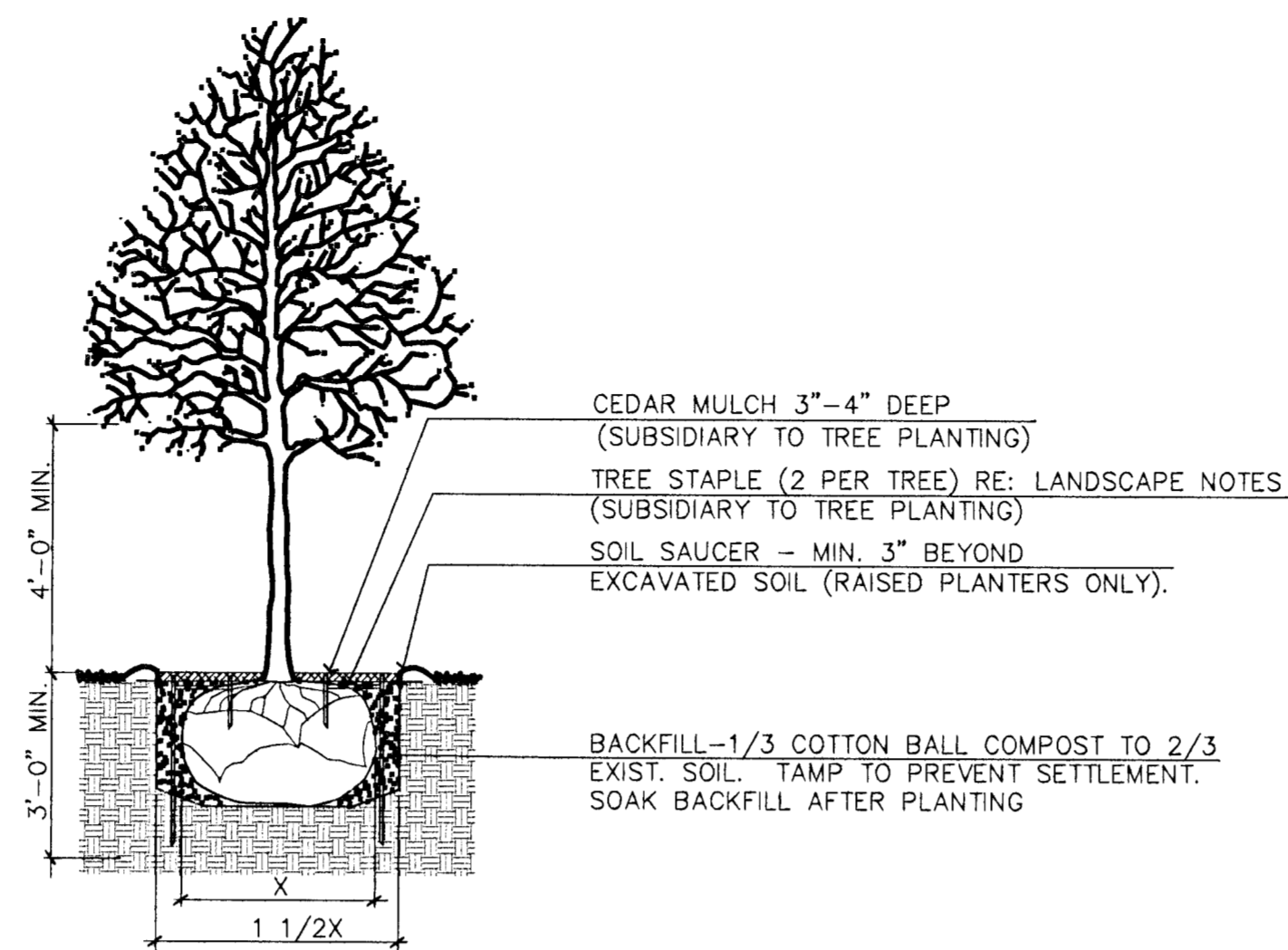


1 TREE PLANTING & STAKING DETAIL  
1 3/4" CALIPER AND SMALLER  
NO SCALE

NOTE:

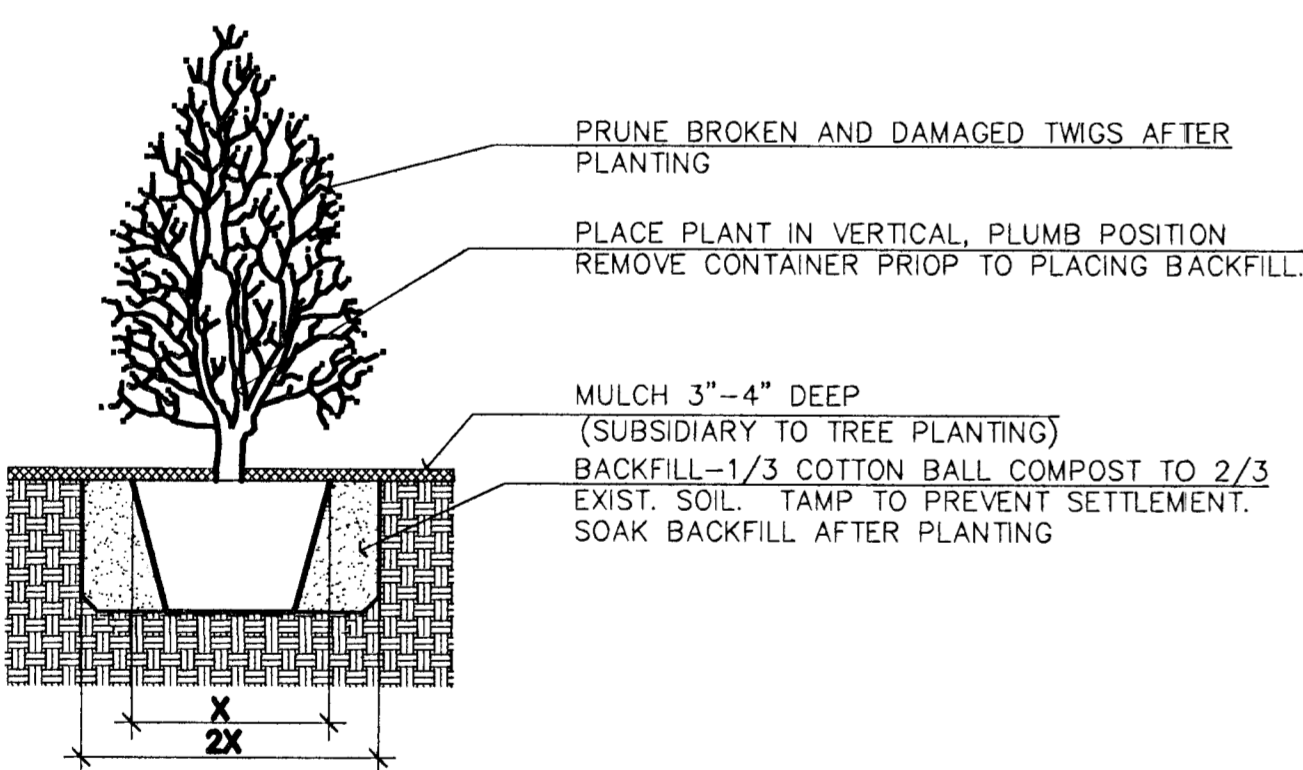
1. INSTALL TREE STAPLES AS PER MANUFACTURERS RECOMMENDATIONS.
2. TREES WITH CENTRAL LEADERS WILL NOT BE ACCEPTED IF LEADER IS DAMAGED OR REMOVED. PRUNE ALL DAMAGED TWIGS AFTER PLANTING.
3. TREES TO BE INSTALLED SO TOP OF ROOT BALLS LEVEL WITH ADJACENT SOIL GRADE.
4. SOIL LEVEL MUST BE 4" BELOW SIDEWALK.
5. ALL PLANTS SHALL RECEIVE "MYCOR PLANT SAVER" AS MANUFACTURED BY PLANT HEALTH CARE INC., 440 WILLIAM PITT WAY, PITTSBURGH, P.A. 15238, 1-800-421-9051 APPLY PER MFRS. RECOMMENDATIONS.



2 TREE PLANTING & STAKING DETAIL  
2" CALIPER AND LARGER  
NO SCALE

NOTE:

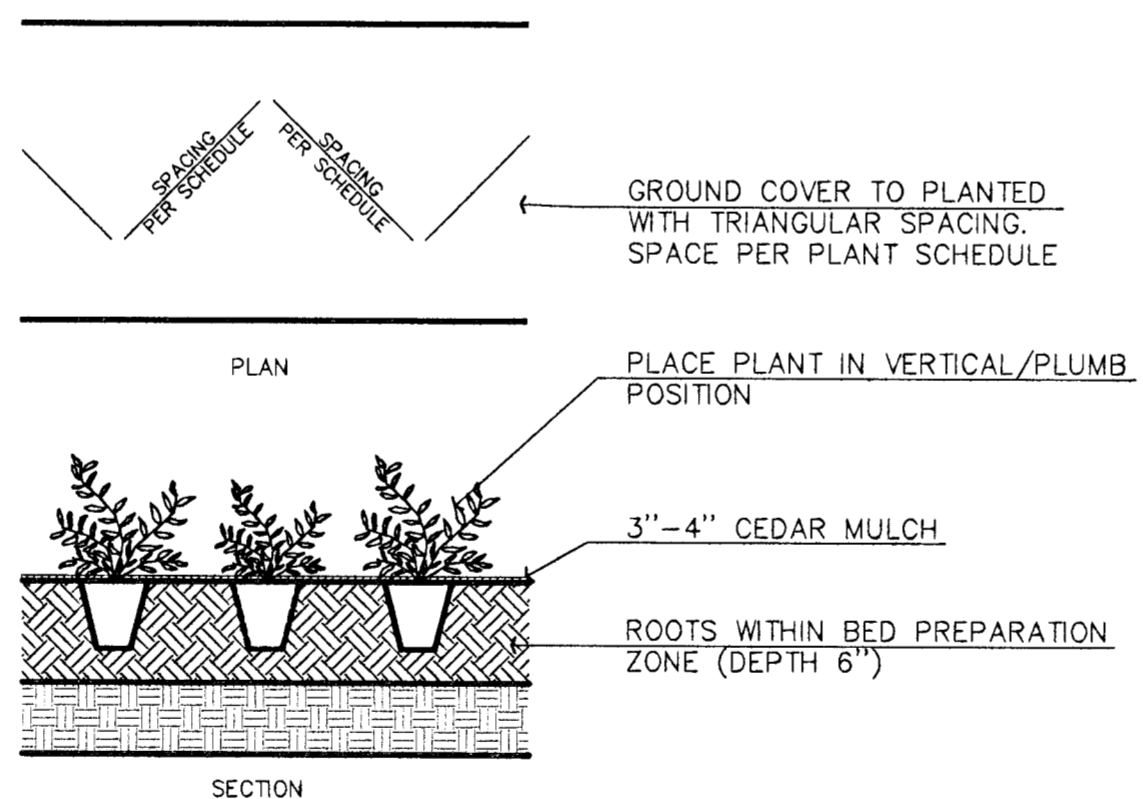
1. INSTALL TREE STAPLES AS PER MANUFACTURERS RECOMMENDATIONS.
2. TREES WITH CENTRAL LEADERS WILL NOT BE ACCEPTED IF LEADER IS DAMAGED OR REMOVED. PRUNE ALL DAMAGED TWIGS AFTER PLANTING.
3. TREES TO BE INSTALLED SO TOP OF ROOT BALLS LEVEL WITH ADJACENT GRADE.
4. SOIL LEVEL MUST BE 4" BELOW SIDEWALK.
5. ALL PLANTS SHALL RECEIVE "MYCOR PLANT SAVER" AS MANUFACTURED BY PLANT HEALTH CARE INC., 440 WILLIAM PITT WAY, PITTSBURGH, P.A. 15238, 1-800-421-9051 APPLY PER MFRS. RECOMMENDATIONS.



3 SHRUB PLANTING DETAIL  
NO SCALE

NOTE:

1. FINAL SOIL LEVEL SHALL BE 3" BELOW SIDEWALK IN SIDEWALK PLANTERS.
2. ALL PLANTS SHALL RECEIVE "MYCOR PLANT SAVER" AS MANUFACTURED BY PLANT HEALTH CARE INC., 440 WILLIAM PITT WAY, PITTSBURGH, P.A. 15238, 1-800-421-9051 APPLY PER MFRS. RECOMMENDATIONS.



4 GROUND COVER PLANTING DETAIL  
NO SCALE

PLANT LIST					
KEY	QTY.	COMMON NAME	BOTANICAL NAME	SIZE	COND.
<b>TREES</b>					
CP	20	CHINESE PISTACHE	PISTACIA CHINENSIS	2" CAL.	B 4 B
HL	25	IMPERIAL HONEY LOCUST	GLEDITSIA TRIACANTHOS 'IMPERIAL'	2" CAL.	B 4 B
JL	5	IVORY BILK JAPANESE TREE LILAC	SYRINGA RETICULATA 'IVORY BILK'	2" CAL.	B 4 B
LE	24	LACEBARK ELM	ULMUS PARVIFOLIA	2" CAL.	B 4 B
LS	8	LEGACY SUGAR MAPLE	ACER SACCHARUM 'LEGACY'	2" CAL.	B 4 B
<b>SHRUBS</b>					
AJ	24	ARMSTRONG JUNIPER	JUNIPERUS CHINENSIS 'ARMSTRONGII'	5 GAL.	CONT.
AW	28	ANTHONY WATERER SPIREA	SPIRAEA X BUMALDA 'ANTHONY WATERER'	5 GAL.	CONT.
BU	40	GREEN VELVET BOXWOOD	BUXUS MICROPHYLLA 'GREEN VELVET'	2 GAL.	CONT.
EG	55	EMERALD N GOLD EUONYMUS	EUONYMUS FORTUNEI 'EMERALD N GOLD'	2 GAL.	CONT.
GC	8	GROUND COTONEASTER	COTONEASTER HORIZONTALIS 'PERFUMILLA'	5 GAL.	CONT.
GM	18	GREEN MOUND JUNIPER	JUNIPERUS PROCLUMBENS 'NANA'	5 GAL.	CONT.
H8	16	LONICERA XYLOSTEM 'EMERALD MOUND'	EMERALD MOUND HONEYSUCKLE	2 GAL.	CONT.
KC	40	KALLAY'S COMPACTA JUNIPER	JUNIPERUS CHINENSIS 'KALLAY'S COMPACTA'	5 GAL.	CONT.
KL	16	DWARF KOREAN LILAC	SYRINGA PATULA	2 GAL.	CONT.
LP	32	LODENSE PRIVET	LIGUSTRUM VULGARE 'LODENSE'	5 GAL.	CONT.
N8	42	NORMAN SPIREA	SPIRAEA JAPONICA 'NORMAN'	5 GAL.	CONT.
VS	4	SPIRAEA X VANHOUTTEI	VANHOUTTEI SPIREA	5 GAL.	CONT.
<b>GROUNDCOVERS/PERENNIALS/ROCK/SOD</b>					
		ANNUALS	SEE LANDSCAPE NOTE #0		
		BULBS AND CANDYTUFT	SEE LANDSCAPE NOTE #1		
DL	58	OLD FASHIONED DAYLILY	HEMEROCALLIS 'HYPERION'	1 GAL.	CONT.
GA	24	BLANKET FLOWER	GAILLARDIA 'GOBLIN'	1 GAL.	CONT.
LI	119	MAJESTIC LIRIOPE	LIRIOPE MUCARI 'MAJESTIC'	1 GAL.	CONT.
	989	SOD	FESCUE	5 Y.	

LANDSCAPE NOTES:

1. NO SUBSTITUTIONS SHALL BE ALLOWED WITHOUT APPROVAL.
2. QUANTITIES IN THE PLANT LIST ARE FOR INFORMATION ONLY. CONTRACTOR SHALL VERIFY.
3. ALL PLANT LOCATIONS ARE APPROXIMATE, ADJUST AS NECESSARY TO AVOID CONFLICTS.
4. THE PLANTING BEDS RECEIVING MULCH SHALL BE TREATED WITH A PRE-EMERGENT HERBICIDE PRIOR TO PLANTING AND MULCH PLACEMENT. APPLY IN ACCORDANCE WITH STANDARD TRADE PRACTICE.
5. ANY PLANTING BED ADJACENT TO WALKS OR CURBING SHALL HAVE THE GRADE LOWERED TO A SUFFICIENT DEPTH TO ALLOW THE TOP OF THE MULCH TO MATCH THE TOP OF WALK OR CURBING.
6. ALL PLANTING BEDS ARE TO RECEIVE 3" MINIMUM DEPTH OF CEDAR MULCH.
7. WHEN CLAY SOIL IS ENCOUNTERED IN THE ESTABLISHMENT OF THE LAWN OR THE INSTALLATION OF PLANT MATERIAL, SOIL SHALL BE IMPROVED IN ACCORDANCE WITH STANDARD TRADE PRACTICE. I.e. ADDITION OF LIME, GYPSUM, ETC.
8. TREE STAPLES AS AVAILABLE FROM: TREE STAPLE, INC. NEW PROVIDENCE, NJ 07914, 1-877-873-3749, JOE STAUSS, ACCT. MGR., JSTAUSS@TREESTAPLEINC.COM. MODEL NO. T836-10-10, TWO STAPLES PER TREE. INSTALLATION AS PER MFG. RECOMMENDATIONS.
9. AREAS SHOWN TO BE SOD SHALL BE SODDED WITH K-31 FESCUE SOD. INSTALLATION AND MAINTENANCE SPECIFICATIONS SHALL BE CITY OF WICHITA STANDARD SODDING SPECIFICATIONS. ALL DISTURBED TURF AREAS NOT DESIGNATED SHALL BE SODDED AS PER CITY SPECS.
10. ANNUALS INDICATED ON DRAWING SHALL BE INSTALLED BY LANDSCAPE CONTRACTOR TYPE OF ANNUALS INSTALLED SHALL COINCIDE WITH TIME OF YEAR THEY ARE INSTALLED. (PLANTS ARE IN BLOOM OR READY TO BLOOM). THE ANNUALS ARE TO BE MAINTAINED AND REPLACED AS NEEDED THROUGHOUT THE SPECIFIED MAINTENANCE PERIOD SO THAT THERE ARE BLOOMING ANNUALS IN ALL GROWING SEASONS OF THE MAINTENANCE PERIOD. THE NUMBER OF PLANTS INSTALLED SHALL BE ABLE TO COVER AREAS INDICATED. SUGGESTED VARIETIES: PETUNIAS, VINCA, CHRYSANTHEMUM, MARIGOLDS.
11. BULBS SHALL BE TULIPS INSTALLED AT 4"/PER SF COLORS: REDS AND YELLOWS. AREAS TO RECEIVE TULIP BULBS SHALL ALSO HAVE CANDYTUFT (IBERIS SEMPERVIRENS) INSTALLED 1/PER 1-1/2 SF.
12. ALL PLANTING PITS FOR TREES WITHIN THE DOUGLAS ROW SHALL BE HAND DUG. NO AUGERS WILL BE ALLOWED DUE TO UTILITIES AND IRRIGATION SYSTEMS.
13. SPECIAL ATTENTION SHALL BE PAID TO SOIL AND PLANT LEVELS WITHIN PLANTERS. RE: NOTES ON SOIL LEVEL AND SOIL ADDITIVES.
14. ALL WORK ITEMS AND PRODUCTS SHOWN ON DETAILS SHALL BE INCIDENTAL TO INSTALLED PLANTING COSTS.

ARCHITECTS + PLANNERS + LANDSCAPE ARCHITECTS  
85 S. WASHINGTON WICHITA, KANSAS 67202  
P.O. BOX 346 WICHITA, KANSAS 67201  
TEL. 360.20481 FAX. 360.20546

**MCCULLIGGE VAN SICKLE & PERRY**

**WEST DOUGLAS STREETSCAPE  
ARKANSAS RIVER TO SENECA  
WICHITA, KANSAS**

PROJECT NO. 472 83608  
MVP PROJECT NO. 101008  
DATE: AUGUST 1, 2007  
REVISED: AUGUST 30, 2007  
REVISED CONST. SET:  
FEBRUARY 1, 2008

LANDSCAPE DETAILS



SHEET  
**SP5.6**