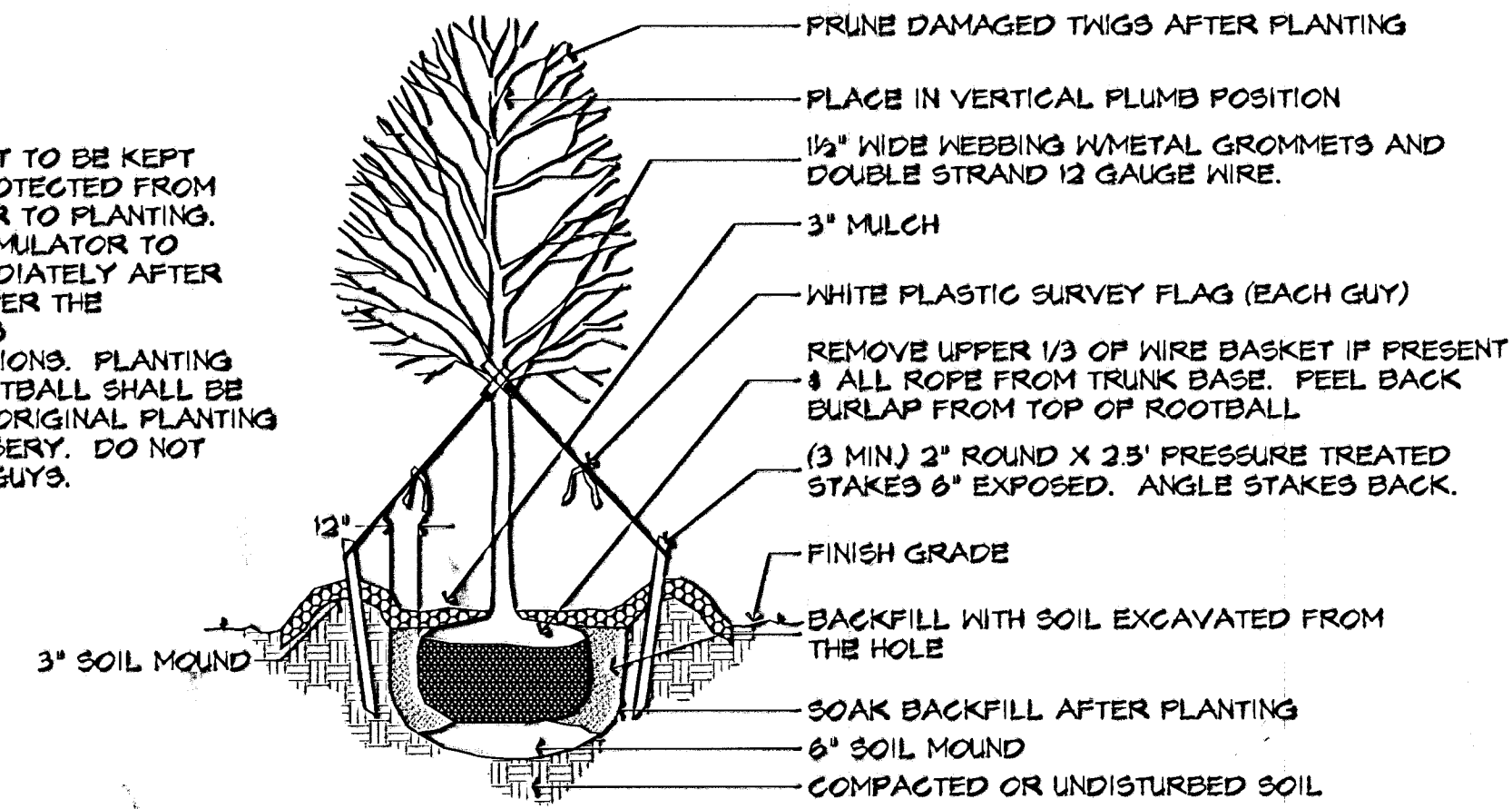


PHASE 1 - ENTRY PLANT LIST

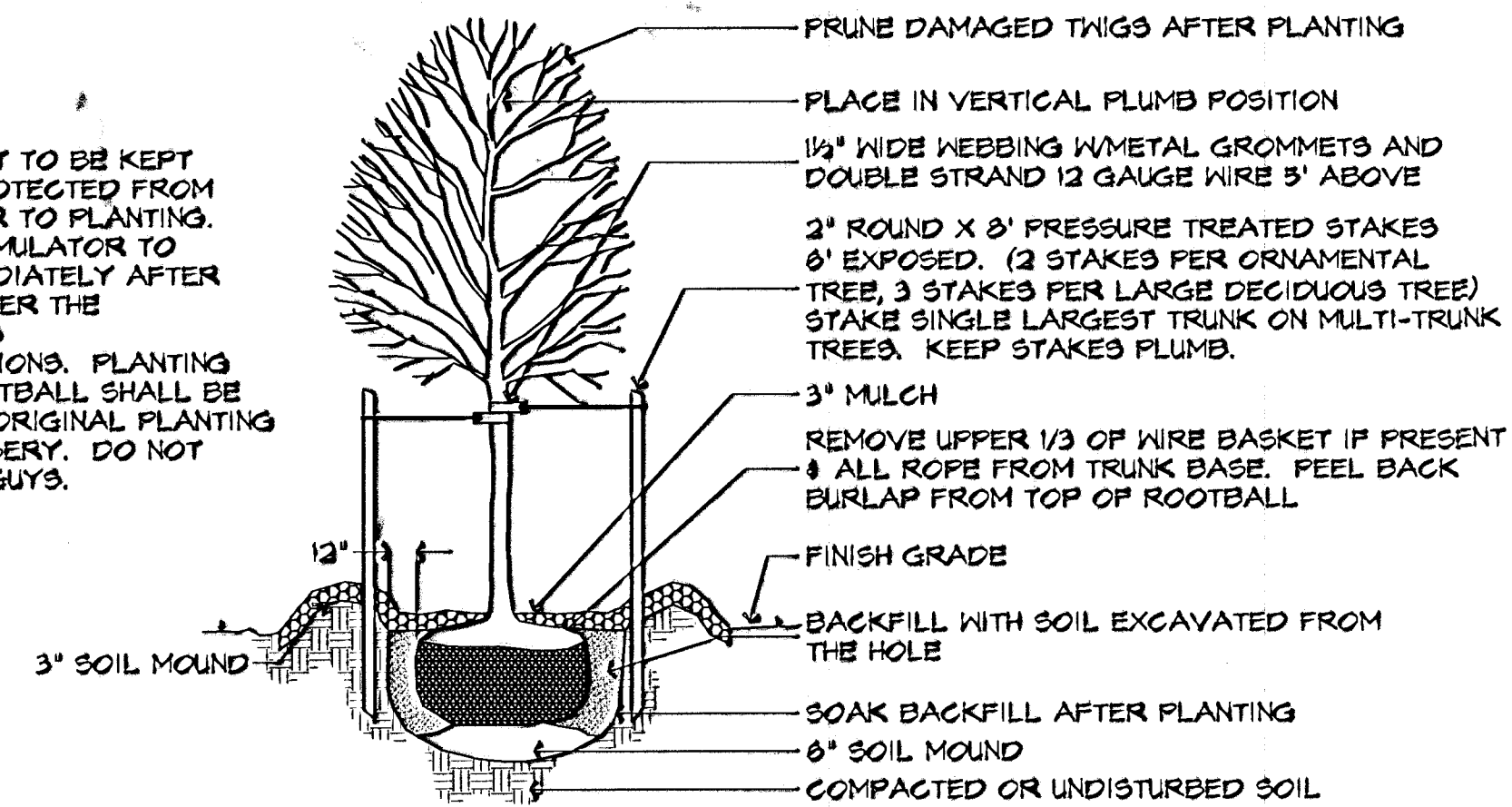
QTY.	COMMON NAME	BOTANICAL NAME	SIZE	CONDITION/REMARKS
LARGE DECIDUOUS TREES				
3	SHUMARD OAK	<i>Quercus shumardii</i>	2' cal.	Balled-in-Burlap
3	LACEBARK ELM	<i>Ulmus parvifolia</i>	2' cal.	Balled-in-Burlap
3	LACEBARK ELM	<i>Ulmus parvifolia</i>	4' cal.	Balled-in-Burlap
LARGE EVERGREEN TREES				
17	EASTERN RED CEDAR	<i>Juniperus virginiana</i>	6'	B&B/Treespade-Female
11	AUSTRIAN PINE	<i>Pinus nigra</i>	6'	Balled-in-Burlap
ORNAMENTAL TREES				
10	EASTERN REDBUD	<i>Cercis canadensis</i>	2' cal.	Balled-in-Burlap
3	FLAME AMUR MAPLE	<i>Acer ginnala 'Flame'</i>	8'	Balled-in-Burlap/Multi-trunk
3	SPRING SNOW CRABAPPLE	<i>Malus sp. 'Spring Snow'</i>	13' cal.	Balled-in-Burlap
6	CAPITAL PEAR	<i>Pyrus calleryana 'Capital'</i>	23' cal.	Balled-in-Burlap
SHRUBS				
24	CUTLEAF SUMAC	<i>Rhus typhina laciniata</i>	2 gal.	Container 4' O.C.
37	BLUE CHIP JUNIPER	<i>Juniperus horizontalis 'Blue Chip'</i>	2 gal.	4' O.C., space within sumac
9	CRANBERRY COTONEASTER	<i>Cotoneaster obovata</i>	3 gal.	Container 4' O.C.
9	SPRING GLORY FORSYTHIA	<i>Forsythia x intermedia 'Spring Glory'</i>	3 gal.	Container 3' O.C.
ORNAMENTAL GRASSES				
24	FOERSTER'S FEATHER REED GRASS	<i>Calamagrostis arundinacea 'Karl Foerster'</i>	3 gal.	Container 3' O.C.
3	FLAME GRASS	<i>Miscanthus purpureus</i>	3 gal.	Container 3' O.C.
18	SWITCH GRASS	<i>Panicum virgatum 'Rehbraun'</i>	3 gal.	Container 3' O.C.
GROUND COVERS				
24	PURPLE LEAF WINTERCREEPER	<i>Evonymus fortunei 'Coloratus'</i>	1 gal.	Container 24" O.C.
PERENNIALS				
220	AUTUMN JOY STONECROP	<i>Sedum x 'Autumn Joy'</i>	1 gal.	Container 18" O.C.
164	BLACK-EYED SUSAN	<i>Rudbeckia fulgida 'Goldsturm'</i>	4" pot	Container 18" O.C.
30	CUT LEAF TICKSEED	<i>Coreopsis verticillata 'Moonbeam'</i>	1 gal.	Container 18" O.C.
23	GAY FEATHER	<i>Liatris spicata</i>	4" pot	18" O.C., cluster groups w/in coreopsis
136	RUSSIAN SAGE	<i>Perovskia atriplicifolia</i>	1 gal.	Container 24" O.C.
56	LOOSESTRIFE	<i>Lythrum salicaria 'Morden's Pink'</i>	1 gal.	Container 36" O.C.
104	SALVIA	<i>Salvia superba 'East Friesland'</i>	4" pot	Container 18" O.C.
34	VERBENA	<i>Verbena peruviana 'Saint Paul'</i>	1 gal.	Container 24" O.C.
32	LAMBS EARS	<i>Stachys sp.</i>	1 gal.	Container 18" O.C.
LAWN GRASS				
31,235 sq.	KANSAS PREMIUM PESCUE BLEND	<i>Pestuca arundinacea</i>	2lbs/1000sq.F.	Drill & Mulch

NOTES:
BALL OF PLANT TO BE KEPT MOIST AND PROTECTED FROM DAMAGE PRIOR TO PLANTING. ADD ROOT STIMULATOR TO SURFACE IMMEDIATELY AFTER PLANTING AS PER THE MANUFACTURERS RECOMMENDATIONS. PLANTING DEPTH OF ROOTBALL SHALL BE EQUAL TO ITS ORIGINAL PLANTING DEPTH AT NURSERY. DO NOT OVERTIGHTEN GUYS.



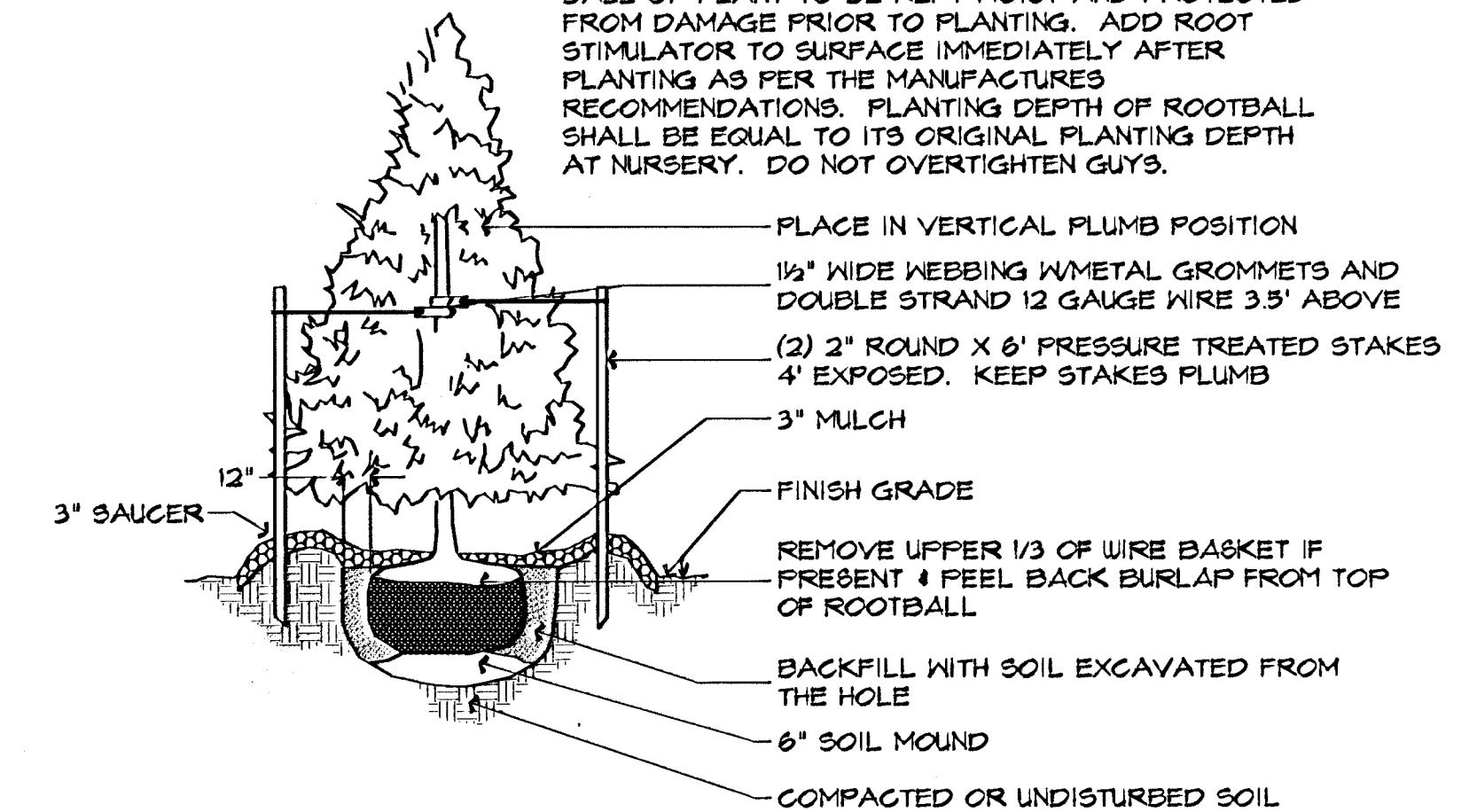
DECIDUOUS TREE PLANTING GROUND STAKES/ANCHOR DETAIL NOT TO SCALE

NOTES:
BALL OF PLANT TO BE KEPT MOIST AND PROTECTED FROM DAMAGE PRIOR TO PLANTING. ADD ROOT STIMULATOR TO SURFACE IMMEDIATELY AFTER PLANTING AS PER THE MANUFACTURERS RECOMMENDATIONS. PLANTING DEPTH OF ROOTBALL SHALL BE EQUAL TO ITS ORIGINAL PLANTING DEPTH AT NURSERY. DO NOT OVERTIGHTEN GUYS.



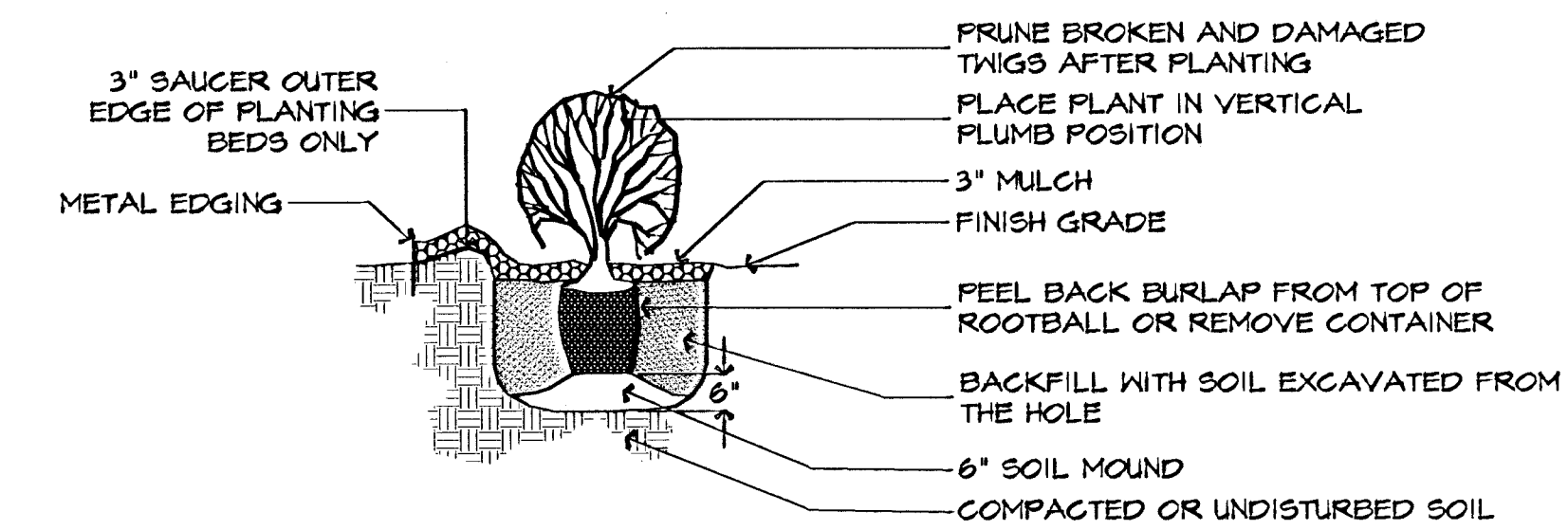
DECIDUOUS TREE PLANTING UPRIGHT STAKES DETAIL NOT TO SCALE

NOTES:
BALL OF PLANT TO BE KEPT MOIST AND PROTECTED FROM DAMAGE PRIOR TO PLANTING. ADD ROOT STIMULATOR TO SURFACE IMMEDIATELY AFTER PLANTING AS PER THE MANUFACTURERS RECOMMENDATIONS. PLANTING DEPTH OF ROOTBALL SHALL BE EQUAL TO ITS ORIGINAL PLANTING DEPTH AT NURSERY. DO NOT OVERTIGHTEN GUYS.



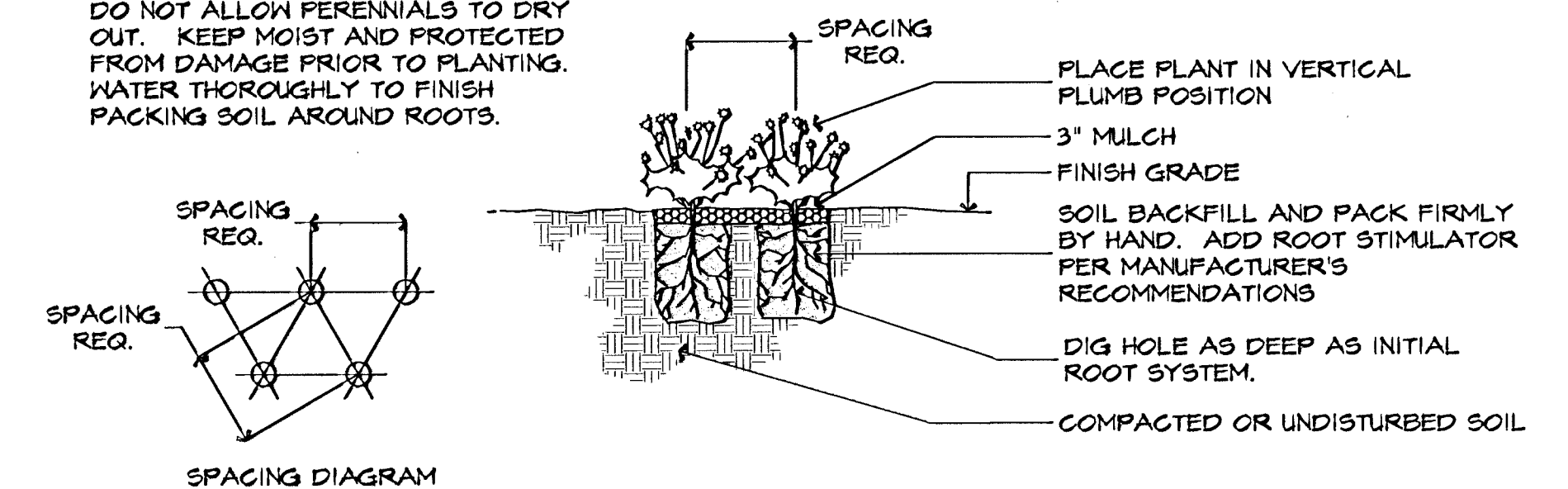
EVERGREEN TREE PLANTING DETAIL NOT TO SCALE

NOTES:
BALL OF PLANT TO BE KEPT MOIST AND PROTECTED FROM DAMAGE PRIOR TO PLANTING. ADD ROOT STIMULATOR TO SURFACE IMMEDIATELY AFTER PLANTING AS PER THE MANUFACTURERS RECOMMENDATIONS. PLANTING DEPTH OF ROOTBALL SHALL BE EQUAL TO ITS ORIGINAL PLANTING DEPTH AT NURSERY.



SHRUB/ORNAMENTAL GRASS PLANTING DETAIL NOT TO SCALE

NOTES:
DO NOT ALLOW PERENNIALS TO DRY OUT. KEEP MOIST AND PROTECTED FROM DAMAGE PRIOR TO PLANTING. WATER THOROUGHLY TO FINISH PACKING SOIL AROUND ROOTS.



PERENNIAL PLANTING DETAIL NOT TO SCALE

NOTES:

- CONTRACTOR SHOULD MAKE THEMSELVES FAMILIAR WITH THE PLANS AND SPECIFICATIONS BEFORE BIDDING THIS PROJECT.
- LANDSCAPE CONTRACTOR IS TO VERIFY THE LOCATION OF ALL UNDERGROUND UTILITIES (INCLUDING THOSE INDICATED ON THE PLAN) PRIOR TO INSTALLATION OF PLANT MATERIAL. UTILITIES CAN BE FLAGGED BE FLAGGED BY CALLING 621-2410.
- AREAS DENOTED AS 'SEED' ARE TO HAVE SEED QUANTITIES AS FOLLOWS:
SEED:
KANSAS PREMIUM BLEND PESCUE AT A RATE OF 2#/1000sq.F.
FERTILIZER:
HAVE SOIL TESTED BY COUNTY EXTENSION SERVICE TO OBTAIN RECOMMENDED SOIL AMENDMENTS FOR THE GRASSES LISTED. REPORT RECOMMENDATIONS TO THE LANDSCAPE ARCHITECT FOR APPROVAL BEFORE ANY APPLICATION OF FERTILIZER IS MADE.
- SEEDING SHALL BE ACCOMPLISHED DURING FEBRUARY 15th TO APRIL 20th OR FROM AUGUST 15th TO SEPTEMBER 30th. SEEDING TIME MAY BE ADJUSTED WITH APPROVAL FROM THE LANDSCAPE ARCHITECT.
- PLANTING DATES FOR PLANT MATERIAL SHALL BE DURING THE MONTHS BETWEEN OCTOBER 1st AND MAY 15th. PLANTING SHALL ONLY BE CONDUCTED WHEN THE GROUND IS NOT FROZEN, SNOW COVERED, OR IN AN OTHERWISE UNSUITABLE CONDITION FOR PLANTING. DEVIATION FROM THE ABOVE PLANTING DATES WILL ONLY BE PERMITTED WITH APPROVAL BY THE LANDSCAPE ARCHITECT.
- THE PLANTING SOIL MIXTURE FOR ALL TREE PLANTINGS SHALL BE SOIL EXCAVATED FROM THE HOLE.
- ROOT STIMULATOR SHALL BE APPLIED TO ALL PLANT MATERIALS WITH THE EXCEPTION OF LAWN AREAS. APPLY AS PER THE MANUFACTURERS RECOMMENDATIONS.
- ALL TREE SAUCERS AND PLANTING BEDS ARE TO BE MULCHED WITH A MINIMUM OF 3" SHREDDED CYPRESS MULCH OR APPROVED HARDWOOD MULCH. WHERE PLANTING BEDS ARE ADJACENT TO WALKS AND CURBS THE SOIL LEVEL SHALL BE 3" LOWER TO ALLOW FOR MULCH LAYER. WHERE SOD IS INDICATED, ITS THICKNESS SHALL ALSO BE ACCOUNTED FOR SO THAT THE SOIL SURFACE IN THE SOD MATCHES IN LEVEL WITH THE HARDSCAPE SURFACE.
- ALL SHRUB/PERENNIAL PLANTING BEDS SHALL BE TREATED WITH A PRE EMERGENT HERBICIDE SUCH AS TREFLAN OR EQUAL. APPLY AS PER MANUFACTURERS RECOMMENDATION. THE PRE EMERGENT SHALL NOT BE APPLIED UNTIL AFTER ALL PLANTING AND MULCHING WITHIN THESE AREAS ARE COMPLETE. DO NOT DISTURB AREAS AFTER APPLICATION. WATER IN AS DIRECTED.
- MULCH, STAKES, GUY WIRE, PRE EMERGENT HERBICIDES, ETC. SHALL BE SUBSIDIARY TO INDIVIDUAL PLANTS.
- ALL PLANTING BEDS ABUTTING LAWN AREAS SHALL BE EDGED WITH CURV-RITE ALUMINUM EDGING (BLACK ANODIZE 1/2"x4") OR APPROVED EQUAL. EDGING SHALL BE PLACED IN SMOOTH CURVING SHAPES WHERE INDICATED WITHOUT KINKS OR TWISTS. INSTALL AS PER THE MANUFACTURERS RECOMMENDATIONS.

12. ALL PLANTING BEDS EXCEEDING A 3:1 SLOPE SHALL BE PROTECTED WITH NORTH AMERICAN GREEN SC150 EROSION CONTROL BLANKET OR AN APPROVED EQUAL. INSTALL AS PER THE MANUFACTURERS RECOMMENDATIONS.

13. LABEL EACH TREE, SHRUB, ORNAMENTAL GRASS, GROUND COVER MASS AND PERENNIAL MASS WITH A SECURELY ATTACHED, WATERPROOF TAG BEARING LEGIBLE DESIGNATION OF BOTH BOTANICAL AND COMMON NAME. DO NOT REMOVE UNTIL AFTER PROVISIONAL ACCEPTANCE.

14. STAKES AND GUYING SHALL BE REMOVED AT THE END OF ONE FULL GROWING SEASON.

15. ANY TOPSOIL NEEDED TO CORRECT SOIL LEVELS IN PLANTING ISLANDS OR SUMP AREAS IN LAWNS SHALL BE FERTILE NATURAL TOPSOIL, TYPICAL OF THE LOCALITY, OBTAINED FROM WELL DRAINED AREAS. STOCKPILED TOPSOIL MAY BE USED. IT SHALL BE WITHOUT ADMIXTURE OF SUBSOIL OR SLAG AND SHALL BE FREE OF STONES, LUMPS, STICKS, PLANTS OR THEIR ROOTS, TOXIC SUBSTANCES OR OTHER EXTRANEIOUS MATTER THAT MAY BE HARMFUL TO PLANT GROWTH OR WOULD INTERFERE WITH FUTURE MAINTENANCE. TOPSOIL PH RANGE SHALL BE 5.5 TO 7.0.


16. SUBSTITUTION OF PLANT SPECIES TYPES FOR THOSE LISTED IN THE PLANT LIST IS NOT PERMISSIBLE UNLESS APPROVED BY MKEC (624-9800). ANY SUBSTITUTION WHICH HAS NOT BEEN APPROVED SHALL BE REMOVED IMMEDIATELY AND REPLACED WITH THE CORRECT PLANT.

17. ALL LANDSCAPED AREAS SHALL BE WATERED BY AN AUTOMATIC IRRIGATION SYSTEM.

18. COORDINATE WITH THE OWNER FOR EXISTING SLEEVE LOCATIONS. SLEEVES DENOTED ON PLAN SHOULD EXIST BUT ARE NOT GUARANTEED. ALL SLEEVING REQUIRED UNDER HARDSCAPE SURFACES FOR THE IRRIGATION SYSTEM SHALL BE THE RESPONSIBILITY OF THE IRRIGATION CONTRACTOR.

19. COORDINATE LANDSCAPE PLANTING W/ IRRIGATION CONTRACTOR. THE TREE PLANTINGS SHALL BE IN PLACE BEFORE IRRIGATION LINE ROUTING BEGINS. WATER TREES BY HAND UNTIL DRIP SYSTEM IS FULLY FUNCTIONAL. SHRUBS AND PERENNIALS SHALL NOT BE INSTALLED UNTIL THE IRRIGATION SYSTEM IS FUNCTIONAL. THE IRRIGATION SYSTEM SHALL BE COMPLETE AND FULLY FUNCTIONAL IN ALL LAWN AREAS BEFORE SEEDING IS PLACED.

20. PAYMENT: 75% OF THE CONTRACT UNIT PRICE FOR EACH PLANT WILL BE PAID TO THE CONTRACTOR AT THE TIME OF PLANTING OF EACH INDIVIDUAL PLANT. AN ADDITIONAL 15% WILL BE PAID TO THE CONTRACTOR FOR ANY INDIVIDUAL PLANT FOUND TO BE HEALTHY AND GROWING AT PROVISIONAL ACCEPTANCE INSPECTION. THE REMAINING 10% WILL BE PAID FOR ANY PLANT WHEN IT IS ACCEPTED OR REPLACED AS A RESULT OF THE FINAL ACCEPTANCE INSPECTION. RETAINAGE WILL NOT BE WITHHELD ON PARTIAL PAYMENTS.



NORTHEAST SOCCER COMPLEX
PROJECT NAME

PHASE 1
PLANTING NOTES AND DETAILS
SHEET TITLE

LAB DESIGN BY.	LAB DRAWN BY.	JAG CHECKED BY.
DECEMBER 2000	00197	2 / 4
DATE	JOB NO.	SHEET / OF

M.K.E.C.
411 N. WEBB ROAD
WICHITA, KS. 67206
316-684-9600