

PAVING PLANS FOR
COUNTRY HOLLOW 2ND ADD.
PHASE 2

©2021 MKEC Engineering
All Rights Reserved
www.mkec.com
These drawings and their contents, including, but not limited to, all concepts, designs, & ideas are the exclusive property of MKEC Engineering (MKEC), and may not be used or reproduced in any way without the express consent of MKEC.

ROSE

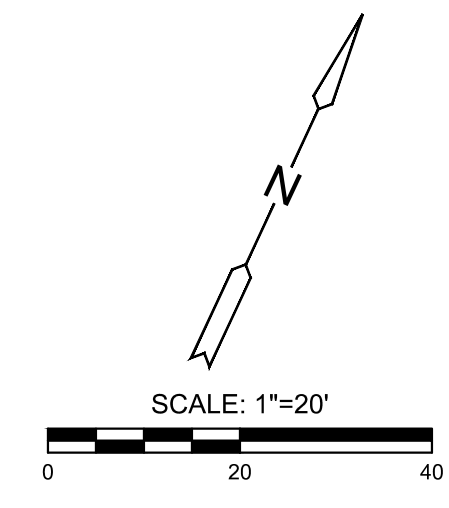
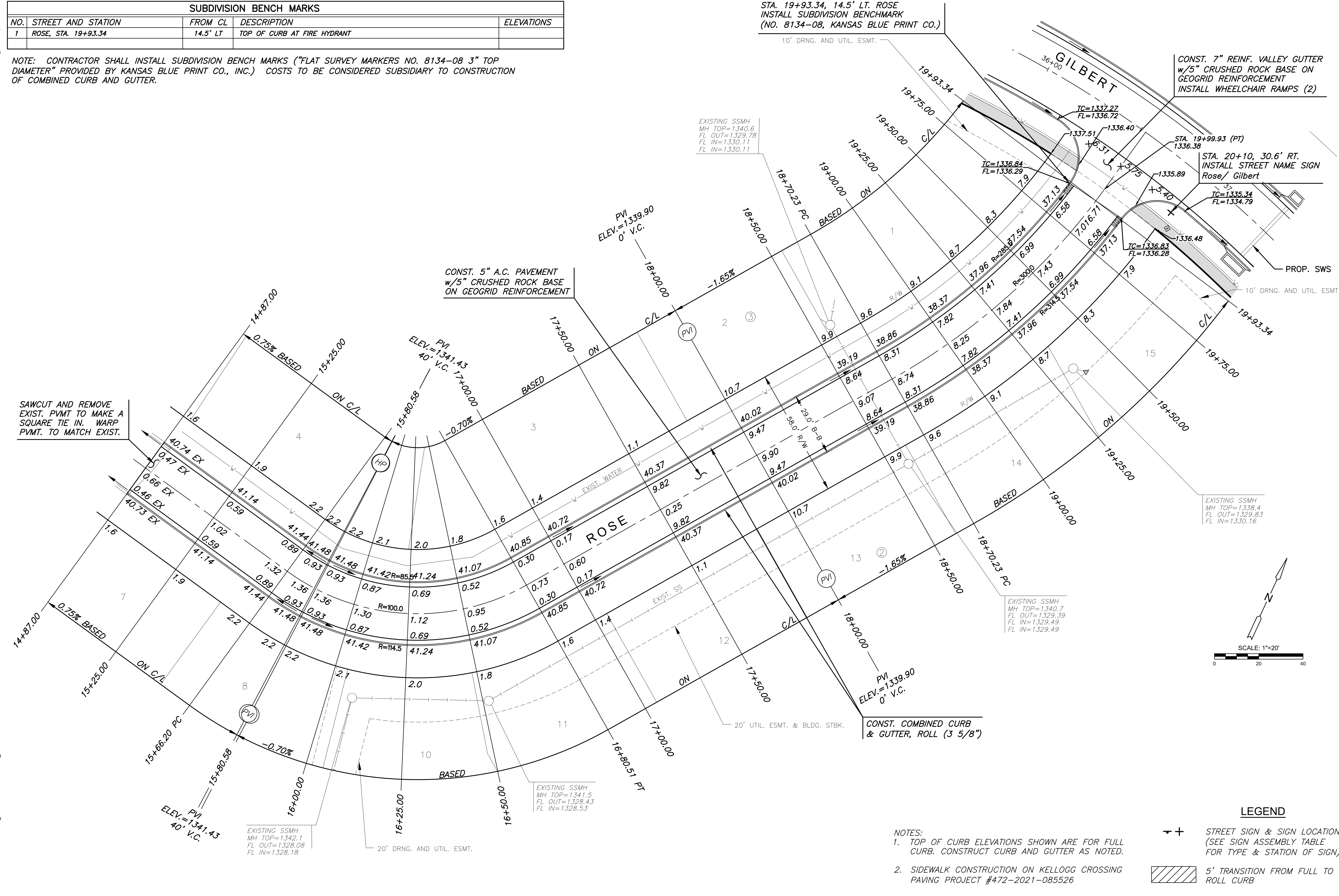
PROJECT NO.	472-2021-85417
DATE	JUNE 2021
SCALE	1"=20'
DESIGNED	CRM
DRAWN	CRM
CHECKED	DFL

NO.	REVISION	DATE



SHEET NO.
07 OF 19

SUBDIVISION BENCH MARKS				
NO.	STREET AND STATION	FROM CL	DESCRIPTION	ELEVATIONS
1	ROSE, STA. 19+93.34	14.5' LT	TOP OF CURB AT FIRE HYDRANT	

NOTE: CONTRACTOR SHALL INSTALL SUBDIVISION BENCH MARKS ("FLAT SURVEY MARKERS NO. 8134-08 3" TOP DIAMETER" PROVIDED BY KANSAS BLUE PRINT CO., INC.) COSTS TO BE CONSIDERED SUBSIDIARY TO CONSTRUCTION OF COMBINED CURB AND GUTTER.



LEGEND

- 
 STREET SIGN & SIGN LOCATION (SEE SIGN ASSEMBLY TABLE FOR TYPE & STATION OF SIGN)
- 
 5' TRANSITION FROM FULL TO ROLL CURB

- NOTES:
- TOP OF CURB ELEVATIONS SHOWN ARE FOR FULL CURB. CONSTRUCT CURB AND GUTTER AS NOTED.
 - SIDEWALK CONSTRUCTION ON KELLOGG CROSSING PAVING PROJECT #472-2021-085526

J:\PROJECTS\2018\1801010519_COUNTRY HOLLOW 2ND_ADD_18519 CAD\SHOTS\05 CIVIL\PAVPHASE 2\18519-05-2020.DWG