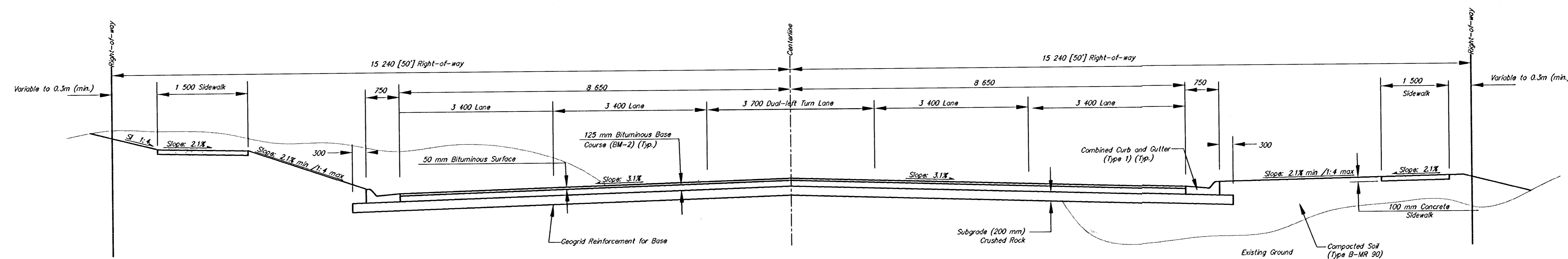
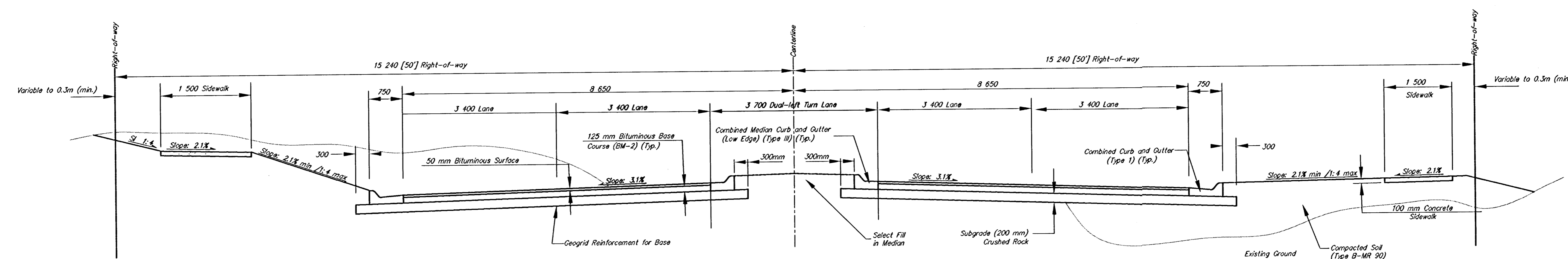


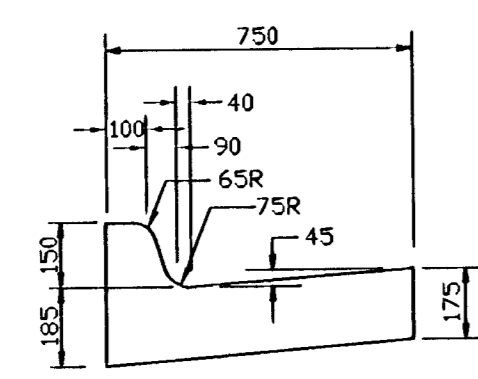
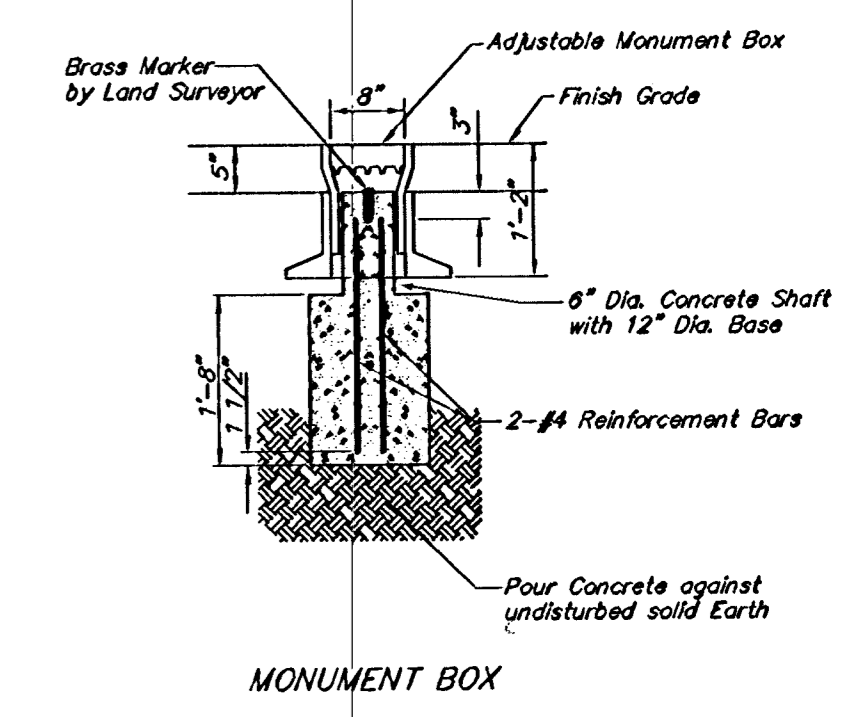
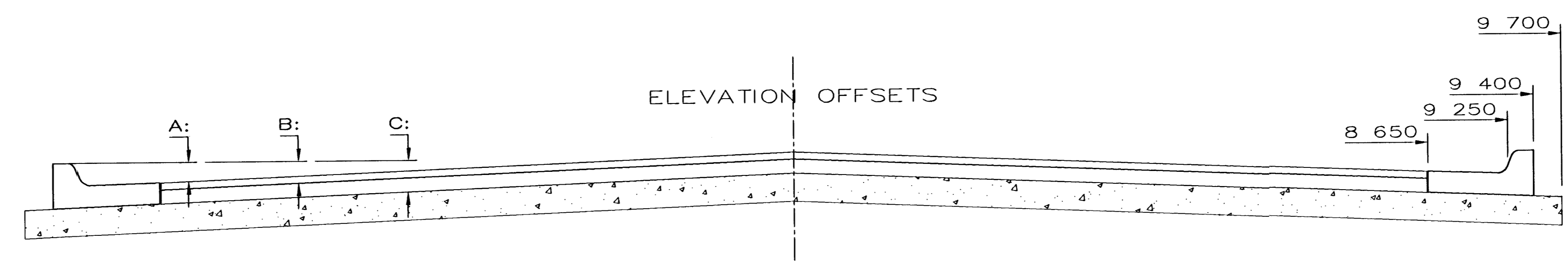
BY	DATE
REFERENCES NOTED	
REFERENCES CHECKED	



**TYPICAL SECTION  
(18 800 B-B) (No Medlan)  
STA. 9+951.46 TO STA. 11+179.69**



**TYPICAL SECTION  
(18 800 B-B) (Medlan)  
STA. 9+951.46 TO STA. 11+179.69**



**COMBINED CURB & GUTTER**

	DISTANCE FROM CENTERLINE (LT. & RT.)																		
	0	600	1 200	1 800	2 400	3 000	3 600	4 200	4 800	5 400	6 000	6 600	7 200	7 800	8 400	8 650	9 250	9 400	9 700
A: Top of Curbs to Top of Surface Lift	-163	-145	-126	-107	-89	-70	-52	-33	-14	4	23	41	60	79	97	105	-	-	-
B: Top of Curbs to Top of Upper Base Lift	-113	-95	-76	-57	-39	-20	-2	17	36	54	73	91	110	129	147	155	-	-	-
C: Top of Curbs to Top of C.R. Subgrade	12	30	49	68	86	105	123	142	161	171	198	216	235	254	272	280	325	335	355

**MAPLE AVE. IMPROVEMENTS - 119TH ST. W. TO MAIZE RD.  
TYPICAL SECTIONS**

**SRB** 924 NORTH MAIN WICHITA, KANSAS 67203  
315-264-8008 FAX 264-4821  
http://www.felco.com/~srb E-Mail: srb@felco.com

**SAVOY, RUGGLES & BOHM, P.A.  
ENGINEERING & SURVEYING**

PROJECT NUMBER: 472-76-245-83053-000-000-001

DATE: 2-28-2000

DESIGN: Staff REVIEW: Staff

SRB JOB: 1218T

Sheet Number: 3 of 90