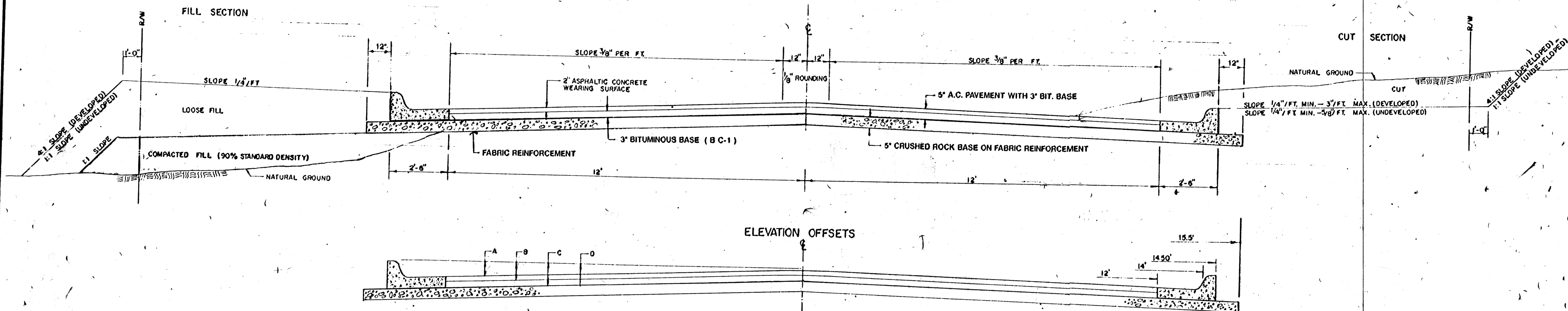


TYPICAL 29' PAVEMENT DETAILS

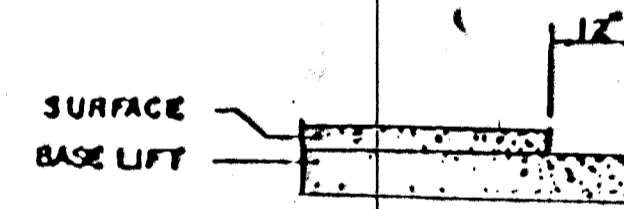
TRANSVERSE SECTION



	DISTANCE FROM CENTERLINE (LT. & RT.)										
	0'	2'	4'	6'	7'	8'	10'	12'	14'	14.5'	
A: TOP OF CURBS TO TOP OF SURFACE LIFT	0.13	0.18	0.24	0.30	0.33	0.36	0.43	0.49	—	—	—
B: TOP OF CURBS TO TOP OF BASE LIFT	0.30	0.35	0.41	0.47	0.50	0.53	0.60	0.66	—	—	—
C: TOP OF CURBS TO TOP OF ROCK BASE	0.58	0.60	0.66	0.72	0.75	0.78	0.85	0.91	0.98	1.00	—
D: TOP OF CURBS TO TOP OF SUBGRADE											

FABRIC BASE REINFORCEMENT SHALL BE 8 X 1100 BY TENSAR CORP. OR LBO201 BY TENAX CORPORATION OR APPROVED EQUAL. FABRIC BASE REINFORCEMENT SHALL BE INSTALLED IN ACCORDANCE WITH MANUFACTURERS RECOMMENDATIONS. CRUSHED ROCK SHALL BE UNIFORMLY GRADED FROM 1 1/2" MAXIMUM SIZE TO NOT MORE THAN 10% PASSING A #200 SIEVE. ROCK QUALITY SHALL BE THE SAME AS SPECIFIED FOR COARSE AGGREGATE FOR CONCRETE MIXER.

TRANSVERSE CONSTRUCTION JOINTS

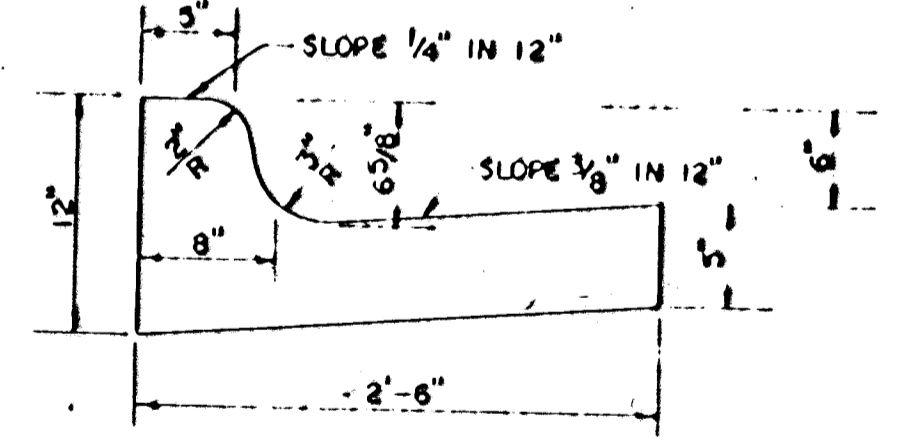


TRANSVERSE CONSTRUCTION JOINTS SHALL BE CONSTRUCTED IN FLEXIBLE BASE PAVEMENTS AT LOCATIONS WHERE PAVEMENT JOINTS EXISTING FLEXIBLE BASE PAVEMENT AS SHOWN BY THE DETAIL. ALL COSTS ASSOCIATED WITH THE CONSTRUCTION OF THE TRANSVERSE JOINT SHALL BE INCLUDED IN THE BID PRICE FOR SQUARE YARDS 5' ASPHALTIC CONCRETE PAVEMENT (3' BITUMINOUS BASE)

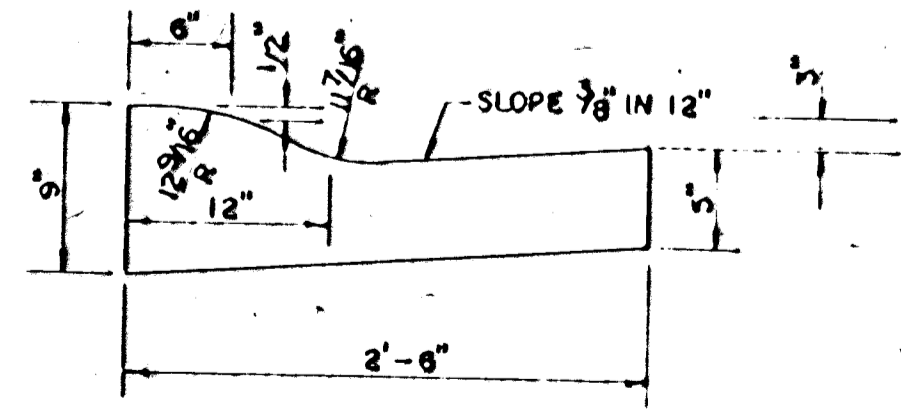
GENERAL NOTES

- ROCK BASE IS TO BE COMPACTED AND SMOOTHED WITH A STEEL FACED ROLLER PRIOR TO PLACEMENT OF ASPHALT. TACK COAT WILL NOT BE APPLIED TO ROCK BASE.
- A TACK COAT OF EMULSIFIED ASPHALT (SC-1H OR CSS-1H) SHALL BE APPLIED AT AN APPROXIMATE RATE OF 0.05 GALLONS PER SQUARE YARD BETWEEN EACH LIFT OF ASPHALTIC MATERIAL.
- BITUMINOUS BASE AND ASPHALTIC CONCRETE WEARING SURFACE SHALL BE PLACED WITH A LAYDOWN MACHINE HAVING AUTOMATIC CONTROLS FOR LINE AND GRADE.
- CONSTRUCTION JOINTS IN EACH LIFT SHALL BE STAGGERED A MINIMUM DISTANCE OF ONE (1) FOOT FROM JOINTS IN PRECEDING LIFTS AND PLACED SO THAT A JOINT WILL BE CONSTRUCTED ON THE CENTERLINE OF THE TOP LIFT.

COMBINED CURB & GUTTER



ROLL TYPE COMBINED CURB & GUTTER



CRUSHED ROCK GRADATION REQUIREMENTS
PERCENT OF AGGREGATE RETAINED

2-1/2"	0
3/4"	20-60
#4	30-80
#10	80-94
#200	90-98

ROCK QUALITY SHALL CONFORM TO THE REQUIREMENTS SPECIFIED BY THE 1990 EDITION STANDARD SPECIFICATION SUBSECTION 1102 FOR DURABILITY CLASS I.

REVISED 1-3-92 JKB

BASE BID -- ALTERNATE 1

5' RESIDENTIAL ASPHALTIC CONCRETE PAVEMENT WITH CRUSHED ROCK BASE ON FABRIC REINFORCEMENT