PROJECT NO.	SHEET NO.	TOTAL SHEETS
472-76-245-82323-000-000-291	14	23

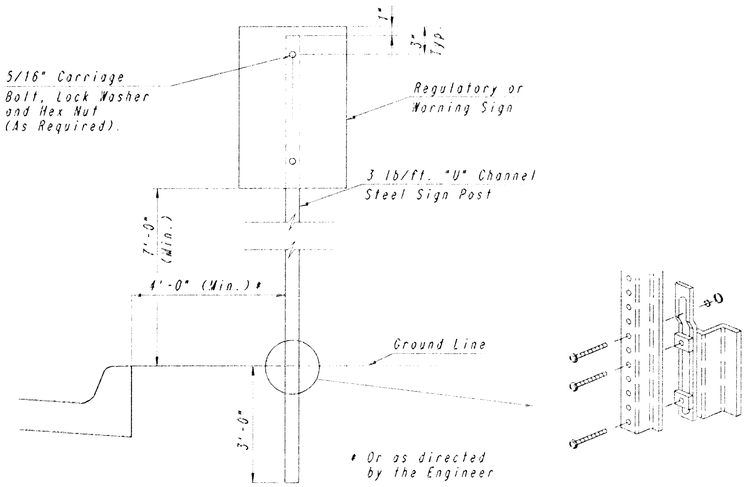

TYPICAL TRAFFIC CONTROL SIGN INSTALLATION
CURB AND GUTTER SECTION

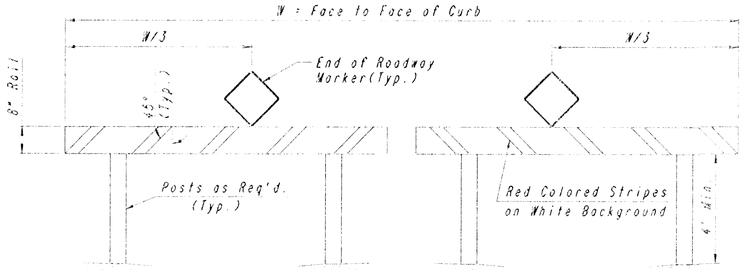

TYPE I BARRICADE DETAIL W/ E.O.R. MARKER

DETAIL A
6 3/4" STANDARD



DETAIL B
9" METRO

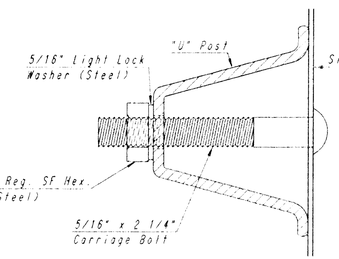

TRAFFIC CONTROL SIGN MOUNTING DETAIL

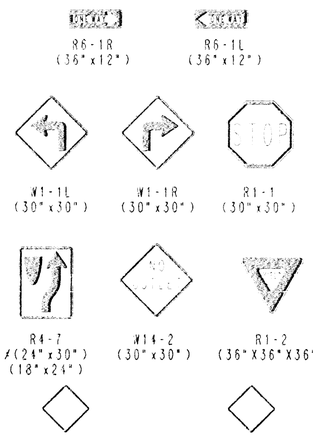

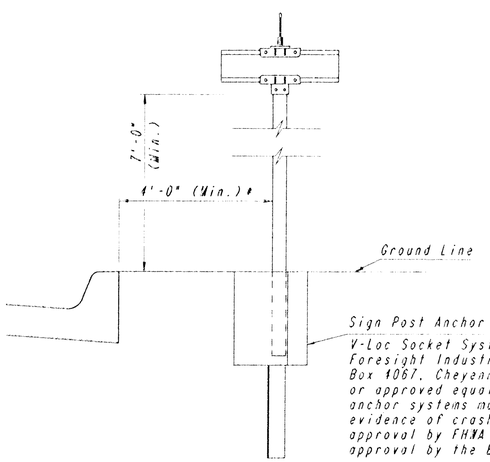

TYPICAL STREET NAME SIGN INSTALLATION
CURB AND GUTTER SECTION

SIGN ASSEMBLY TABLE

STREET	STATION	OFFSET	SIGN	QUANTITY ##
W. I.D. ROSE	10+40	25' RT	STREET NAME	1
W. I.D. ROSE	10+50	25' RT	R1-1	1
W. I.D. ROSE	10+54	15' RT	R4-7 W T1/OM	1
W. I.D. ROSE	11+35	49' RT	W14-2	1
W. I.D. ROSE	11+50	15' RT	R4-7 W T1/OM	1
W. I.D. ROSE	12+02	14' RT	STREET NAME	1
W. I.D. ROSE	13+75	42' RT	STREET NAME	1
W. I.D. ROSE #	14+54	9' LT	EOR	1
W. I.D. ROSE #	14+54	9' RT	EOR	1
TOTAL				9

THESE ARE SUBJECT TO 100% UNDERRUN SHOULD PHASE 8 (PROJ. NO. 472-82324) BE CONSTRUCTED CONCURRENTLY WITH THIS PROJECT

GENERAL NOTES - SIGNING

NOTE: REFERENCES BELOW TO "STANDARD SPECIFICATIONS" DENOTE "STANDARD SPECIFICATION FOR STATE ROAD AND BRIDGE CONSTRUCTION, EDITION 1990" BY THE KANSAS DEPARTMENT OF TRANSPORTATION.

1. POST ANCHORS: POSTS SHALL BE ANCHORED WITH A YIELDING BASE POST SUPPORT AS DETAILED.

2. POSTS FOR TRAFFIC CONTROL SIGNS: POSTS SHALL CONFORM TO THE REQUIREMENTS OF SUBSECT. ON 1625 OF THE STANDARD SPECIFICATIONS EXCEPT THAT A POSTS SHALL WEIGH 3 LBS./FOOT MINIMUM.

3. POSTS FOR STREET NAME SIGNS: POSTS SHALL BE 9 FEET LONG CONSTRUCTED FROM 3 1/4" O.D. GALVANIZED STEEL PIPE WEIGHING A MINIMUM OF 1.65 POUNDS PER FOOT. POSTS SHALL BE POSITIONED SO THAT THE BOTTOM BLADE IS 7 FEET ABOVE GRADE.

4. SIGN BLANKS FOR TRAFFIC CONTROL SIGNS: SIGN BLANKS SHALL BE FABRICATED FROM 0.080" ALUMINUM ALLOY 6061-T6 CONFORMING TO THE REQUIREMENTS OF SUBSECT. ON 1626 OF THE STANDARD SPECIFICATIONS.

5. SIGN BLADES FOR STREET NAME SIGNS: EXTRUDED ALUMINUM BLADES SHALL BE ALUMINUM ALLOY CONFORMING TO 6061-T6 OR 5052-H38 (ASTM SPECIFICATION B221) LATEST ISSUE. BLADES SHALL HAVE AN ALODINE 34 PHOSPHATE (ETCHED) FINISH. BLADES SHALL HAVE SQUARE CORNERS AND NO HOLES.

   BLADES BEARING THE STREET NAMES SHALL BE FIRMLY ATTACHED TO TOP MOUNTING BRACKETS USING ALLEN-TYPE SET SCREWS. THE BLADES SHALL BE ORIENTED PARALLEL TO THE STREET.

6. MOUNTING BRACKETS FOR STREET NAME SIGN: DIE-CAST ALUMINUM (ASTM SPECIFICATION ALUMINUM ALLOY 360) HAVING A TENSILE STRENGTH OF 44,000 PSI. THE BRACKETS SHALL BE SMOOTHLY FINISHED WITH NO BURRS AND FLASH. EACH BRACKET SHALL BE TAPERED AND PROVIDED FOR USE WITH INSULATED ALLEN-TYPE SET SCREWS HAVING SELF-LOCKING STAINLESS STEEL TIPS.

7. FASTENERS: ALL STEEL FASTENERS FOR TRAFFIC CONTROL SIGNS SHALL BE GALVANIZED AND SHALL CONFORM TO THE REQUIREMENTS OF SUBSECTION 1614 OF THE STANDARD SPECIFICATIONS.

8. REFLECTIVE SHEETING: REFLECTIVE SHEETING SHALL BE TYPE III - HIGH PERFORMANCE CLASS HI IN ACCORDANCE WITH SUBSECTION 2231 OF THE STANDARD SPECIFICATIONS.

9. PROCESS INK: ALL PROCESS INK SHALL CONFORM TO THE REQUIREMENTS OF SUBSECTION 2232 OF THE STANDARD SPECIFICATIONS.

10. DETAILS: REGULATORY AND WARNING SIGNS SHALL CONFORM TO THE DETAILS IN "STANDARD HIGHWAY SIGNS", FHWA, 1979.

11. DETAILS - STREET NAME SIGNS: THE REFLECTIVE SHEETING FOR THE 6 3/4" (STANDARD) SIZE STREET NAME SIGN IS TO BE HIGHWAY GREEN REVERSE SCREENED BACKGROUND WITH SILVER/WHITE #2 COPY WITH 4" UPPER CASE AND 3" LOWER CASE PRIMARY COPY AND SUFFIX COPY. WHERE SUFFIX COPY IS USED ON NUMBERED STREETS AT RD., TH, ETC., THEY SHALL BE 1 1/2" LOWER CASE SERIES "C" LETTERS. FACES TO TRIM TO A 6 1/4" WIDTH. (SEE DETAIL A.)

   FOR THE FOUR (4) PHASE NO. 7 THE 9" METRO SIZE STREET NAME SIGN IS TO BE HIGHWAY GREEN REVERSE SCREENED BACKGROUND WITH SILVER/WHITE #2 COPY WITH 5" UPPER CASE AND 3" LOWER CASE PRIMARY COPY AND SUFFIX COPY, BOTH SERIES "C". WHERE SUFFIX COPY IS USED ON NUMBERED STREETS AT RD., TH, ETC., THEY SHALL BE 1 1/2" LOWER CASE SERIES "C" LETTERS. BLOCK NUMBERS SHALL CONSIST OF THE SIZE 5" NUMBERS, THE CARDINAL DIRECTION CENTERED ABOVE THE BLOCK NUMBER SHALL BE AN UPPER CASE, 3" SERIES "C" LETTER. FACES TO TRIM TO A 9" WIDTH. (SEE DETAIL B.)

   A SIGNAL RED BLADE SHOWING BLOCK NUMBERS AND CARDINAL DIRECTIONS WILL BE USED WHERE FOLLOWING INDICATIONS
   1. ALL ARTERIAL STREET INTERSECTION
   2. ARTERIAL/COLLECTOR STREET INTERSECTION
   3. ARTERIAL/LOCAL STREET INTERSECTION
   4. COLLECTOR/COLLECTOR STREET INTERSECTION
   5. COLLECTOR/LOCAL STREET INTERSECTION
   6. LOCAL/LOCAL RESIDENTIAL STREET INTERSECTION.

   THE BLOCK NUMBER BLADE REFLECTS THE HUNDRED BLOCK THAT THE POST IS LOCATED IN AND THE CARDINAL DIRECTION WILL BE A LETTER "E", "W", "N", OR "S" CENTERED BELOW THE HUNDRED BLOCK.

   FOR CUL-DE-SAC STREETS, A 9" METRO SIZE BLADE SHALL BE USED WITH THE HOUSE NUMBERS DISPLAYED BENEATH THE STREET NAME. LETTERING TO BE THE SAME AS FOR THE 6 3/4" SIZE BLADE, EXCEPT THAT THE HOUSE NUMBER INFORMATION SHALL BE 3" SERIES "C".

   SHOP DRAWINGS OF LAYOUTS FOR STREET NAME SIGNS SHALL BE SUBMITTED TO THE TRAFFIC ENGINEERING DIVISION OF THE CITY OF WICHITA FOR APPROVAL PRIOR TO FABRICATION. THE FINISHED SIGNS AS SUPPLIED SHALL BE OF GOOD APPEARANCE, FREE FROM RAGGED EDGES, CRACKS, SCALES OR BLISTERS AND SHALL BE CLEAN-CUT. SIGNS SHALL BE PACKED IN SUCH MANNER AS TO PREVENT DAMAGE OR DEFACEMENT DURING SHIPMENT OR STORAGE.

12. TRAFFIC CONTROL AND STREET NAME SIGNS: TRAFFIC CONTROL AND STREET NAME SIGNS SHALL BE MEASURED AND PAID FOR AT THE UNIT PRICE PER EACH IN PLACE. THE PAYMENT AS SET FORTH ABOVE SHALL BE CONSIDERED FULL COMPENSATION FOR ALL EXCAVATION, BACKFILLING, REMOVAL, FASTENERS, MATERIALS, LABOR, TOOLS AND INCIDENTALS NECESSARY TO COMPLETE THIS WORK.

STREET NAME	NO. BLADES REQ'D. 6 3/4" STD.	9" METRO
29th St. (700W)		
W. I.D. Rose (1000N)		
W. I.D. Rose		
W. I.D. Rose Ct. (3000-3003)		
W. I.D. Rose Ct. (3004-3008)		

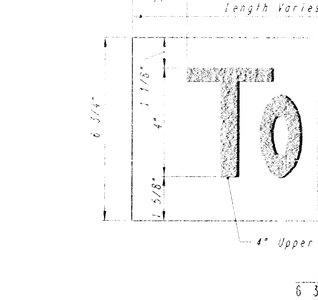

STREET NAME SIGN
BLADE DETAILS

FOREST LAKES
PHASE NO. 7

SIGNING DETAILS

PROFESSIONAL ENGINEERING CONSULTANTS, P.A.
ENGINEERS
WICHITA, KANSAS

Designed by	WWB, GDD	Checked by	
Drawn by	DEP	Date FEB., 1994	Job No. 93694

14

PLAN
SURVEYED
NOTE BOOK PG. LOG
NO. AS CONVENT CHANGED
BY OF WAY CHECKED
DATE

DRAWING NAME: 32 93694 SIGN DILS
LOCATION: D:\94\32\
USER: WWBOWERS
DATE LAST MODIFIED ON
DRAWING BOARD