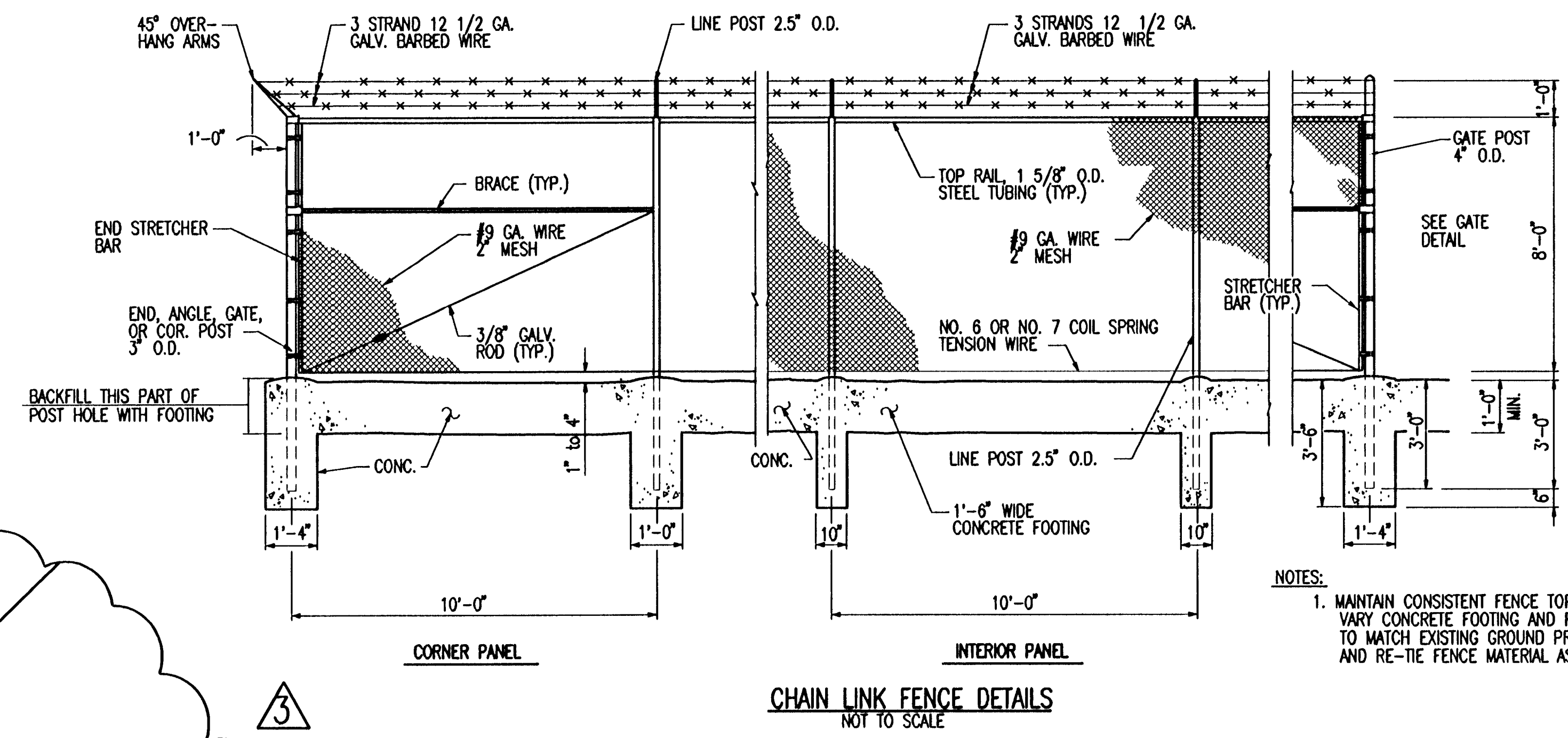
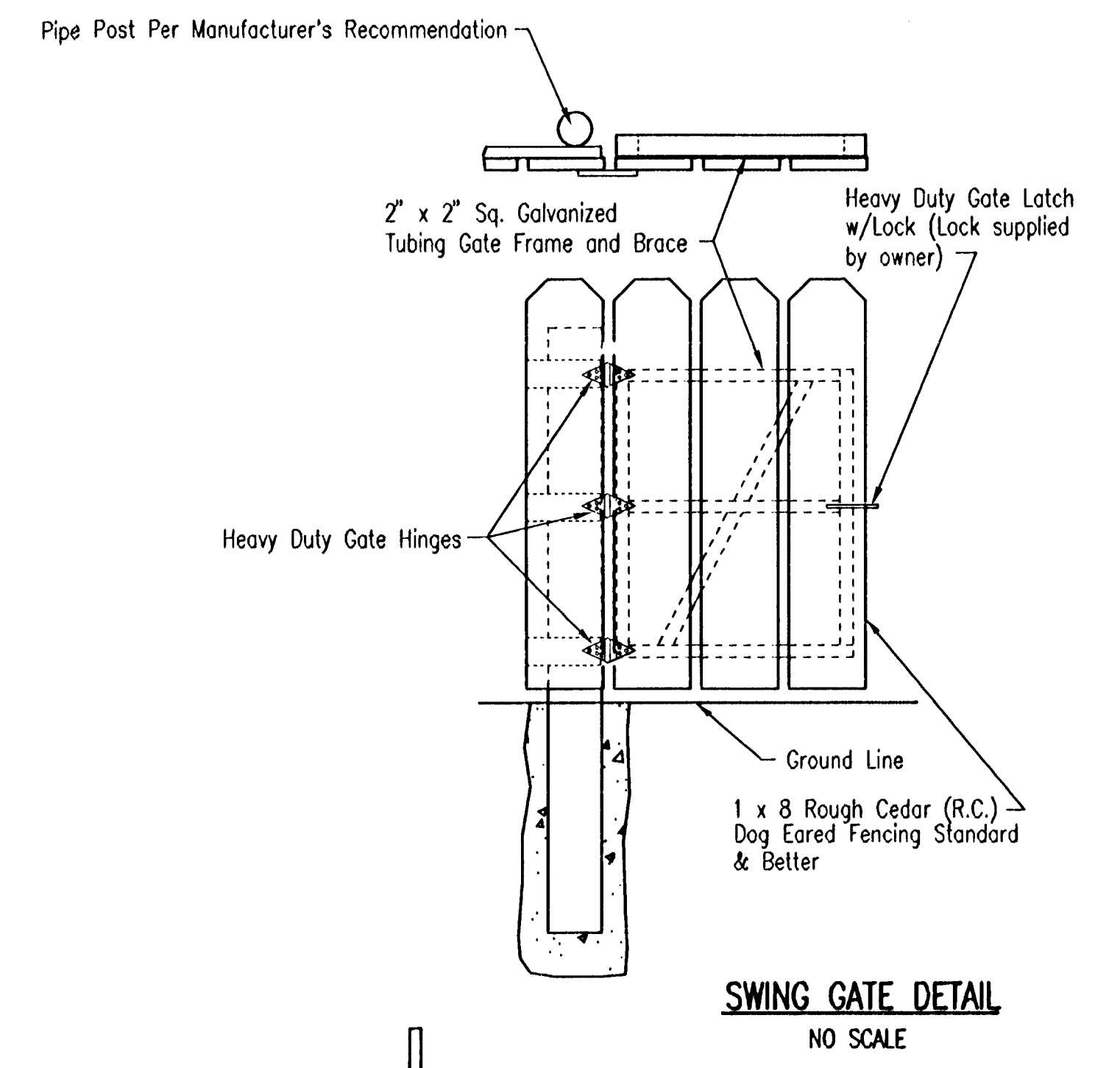


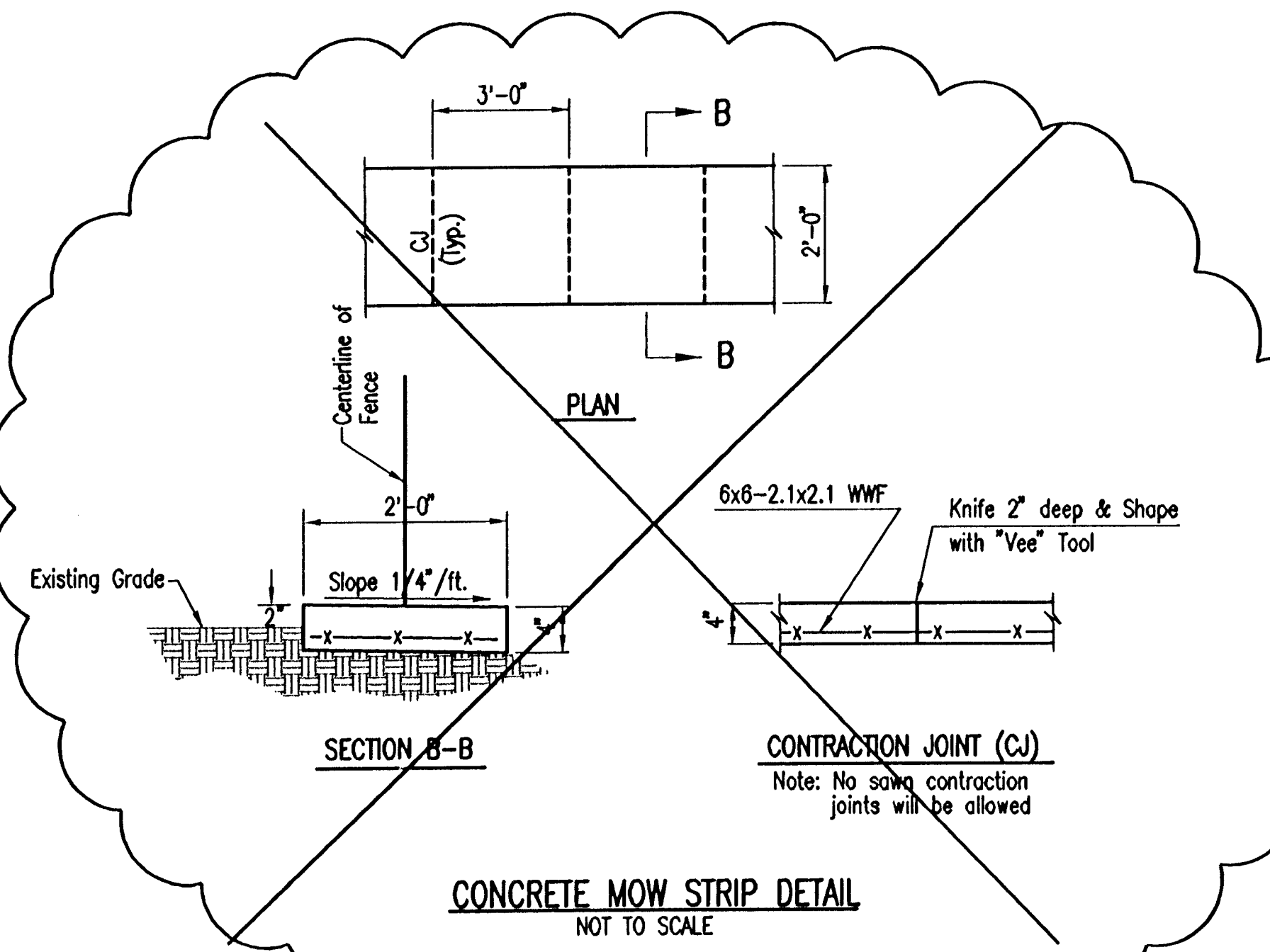
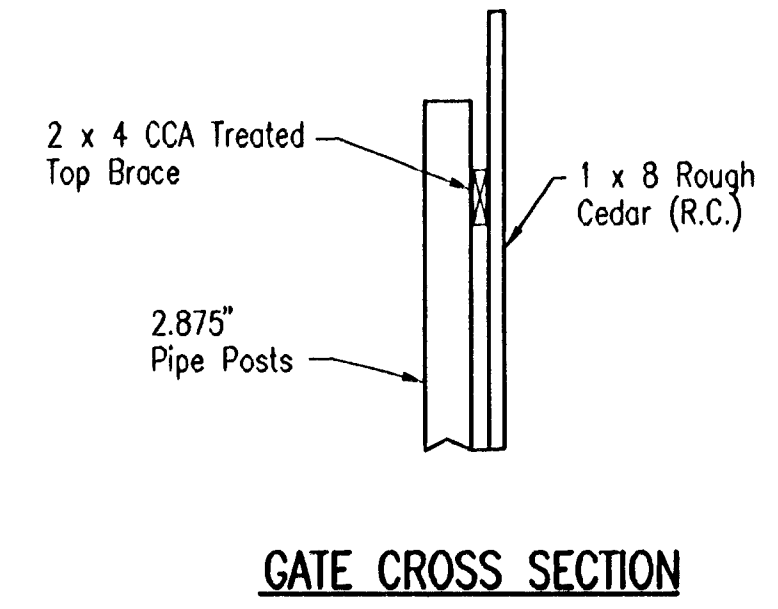
- GENERAL NOTES - FENCING**
1. ALL EXISTING POSTS, FABRIC, AND GATES IN GOOD CONDITION SHALL BE USED FOR THE TEMPORARY FENCE, OR ALL EXCESS MATERIALS SHALL BE SALVAGED TO A LOCATION ON THE AIRPORT, AS DIRECTED BY THE ENGINEER.
 2. CONTRACTOR SHALL USE REASONABLE CAUTION WHEN REMOVING POSTS SO AS TO PREVENT UNNECESSARY DAMAGE. ALL CONCRETE SHALL BE REMOVED FROM POSTS BEFORE REUSING OR SALVAGING. DAMAGED POSTS, AS APPROVED BY THE ENGINEER, SHALL BE DISPOSED OF BY THE CONTRACTOR.
 3. ALL HOLES CREATED BY REMOVING POSTS SHALL BE FILLED AND COMPACTED WITH APPROVED MATERIAL.
 4. THE CONCRETE FOOTING SHALL BE CONSIDERED INCIDENTAL TO THE UNIT COST BID FOR "INSTALL FENCE".
 5. CONTRACTOR SHALL REMOVE AND REINSTALL "KEEP OUT" SIGNS AS DIRECTED BY THE ENGINEER. (INCIDENTAL)



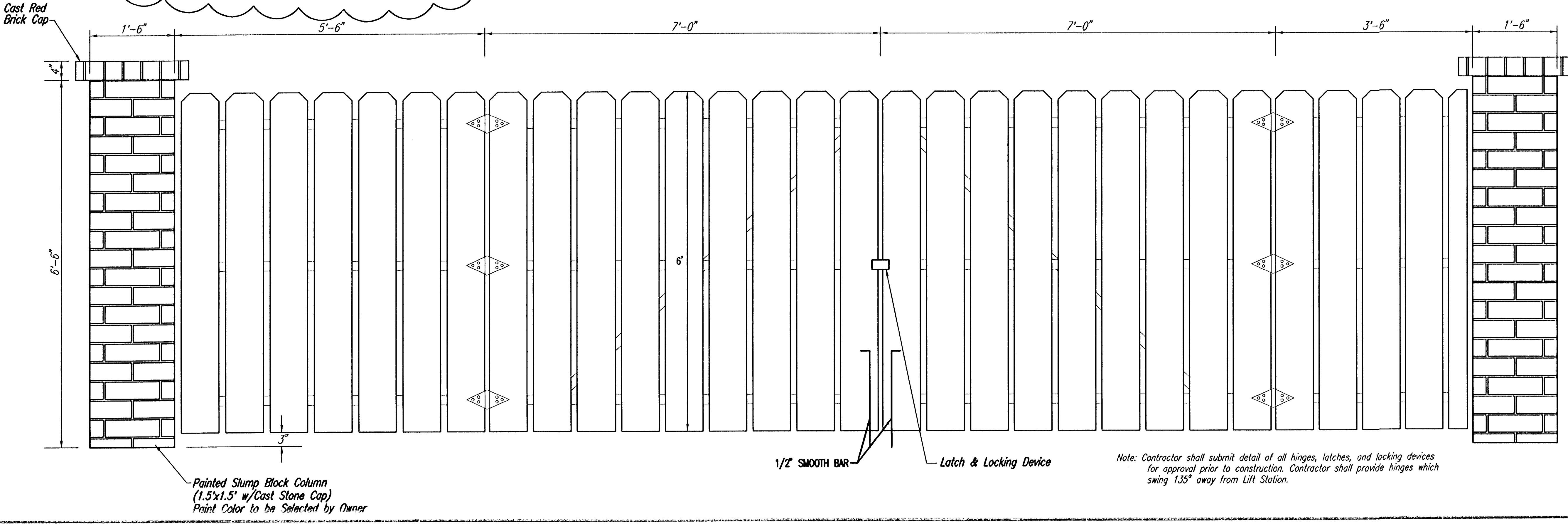
- NOTES:**
1. MAINTAIN CONSISTENT FENCE TOP PROFILE. VARY CONCRETE FOOTING AND FENCE BOTTOM TO MATCH EXISTING GROUND PROFILE. CUT AND RE-TIE FENCE MATERIAL AS REQUIRED.



- NOTES:**
- PROVIDE PEDESTAL SUPPORT ON LATCHED ENDS OF GATE. ALL GATES SHALL BE PROVIDED WITH A HOLD OPEN DEVICE.
 - TERMINAL AND LINE POSTS SHALL BE 2.875" HIGH STRENGTH PIPE WEIGHING 4.64 LBS./FT., 2.875" SCHEDULE 40 PIPE WEIGHING 5.79 LBS./FT., OR POSTS PROVIDING EQUIVALENT OR GREATER STRENGTH. GATE POSTS SHALL BE A MINIMUM 4.0" SCHEDULE 40 PIPE WEIGHING 9.11 LBS./FT., OR POSTS PROVIDING EQUIVALENT OR GREATER STRENGTH CHARACTERISTICS TO THOSE POSTS NOTED. PICKETS SHALL BE INSTALLED ON THE EXTERIOR FACING OUT.
 - PICKETS SHALL BE FREE OF SPLITS AND/OR OTHER DEFECTS. ALL PIPE POSTS SHALL BE HOT DIPPED GALVANIZED. GALVANIZING, EXCEPT HIGH STRENGTH PIPE, SHALL BE 1.8 OUNCES OF ZINC PER SQUARE FOOT OF SURFACE AREA WHEN DETERMINED IN ACCORDANCE WITH THE REQUIREMENTS OF ASTM A-53 OR ASTM A-123. HIGH-STRENGTH PIPE SHALL BE COATED WITH A TYPE B COATING IN ACCORDANCE WITH ASTM F 1234.



- ADD. #3**
ITEM NO. 6 SHEET CF1.1 - FENCE DETAILS
- A. DELETE CONCRETE MOW STRIP DETAIL. CONCRETE MOW STRIP WILL NOT BE REQUIRED ON TEMPORARY FENCE. SEE CHAIN LINK FENCE DETAIL FOR CONCRETE FOOTING ON PERMANENT FENCE.
 - B. CHAIN LINK FENCE DETAILS, ADD THE FOLLOWING NOTE: "TWO (2) NO 5 BARS SHALL BE INSTALLED IN THE CONCRETE FOOTING. THE REBAR SHALL BE SPACED 1'-0" APART AND SHALL BE PLACED ON EITHER SIDE OF THE POSTS".



Painted Slump Block Column
 (1.5'x1.5' w/Cast Stone Cap)
 Paint Color to be Selected by Owner

Note: Contractor shall submit detail of all hinges, latches, and locking devices for approval prior to construction. Contractor shall provide hinges which swing 135° away from Lift Station.

Budd Edwards
 26 JAN 07

RECORD DRAWING

ADDENDUM #3

THE WICHITA AIRPORT AUTHORITY
 COLONEL JAMES JABARA AIRPORT

FENCE DETAILS

SANITARY SEWER AND WATER DISTRIBUTION SYSTEM
 SOUTHWEST AREA SITE DEVELOPMENT IMPROVEMENTS

Professional Engineering Consultants, P.A.
 303 S. TOPEKA • WICHITA, KANSAS 67202
 316-262-2691 • FAX 316-262-3003

Date SEPTEMBER 2005 Job No. 05471-019

Sheet 04-15-2007 4:44:38 PM by TJS
 Scale 1/4" = 1'-0"
 C:\2005\05471\Record Drawings\PPS-Record Drawings\05471-000-C-FenceDetails