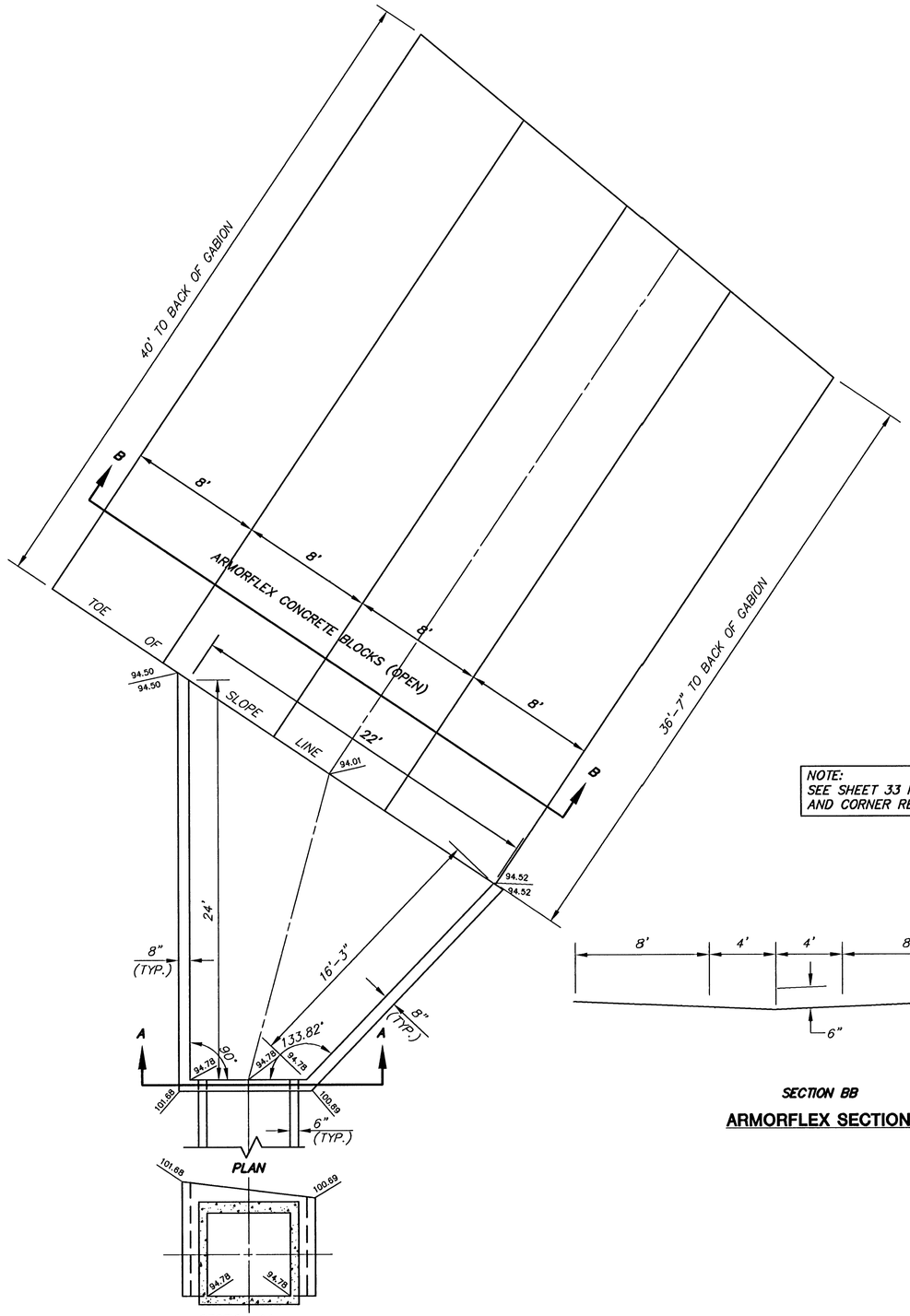

SECTION AA

HEADWALL DETAIL

AT ~ STA. 8+00 (EAST/LEFT BANK)

NOTE:
SEE SHEET 33 FOR TYPICAL HEADWALL, WINGWALL AND CORNER REINFORCING DETAILS.

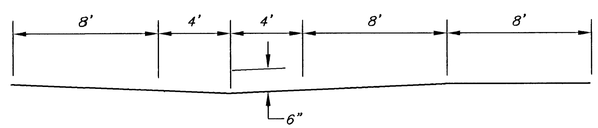

SECTION BB

ARMORFLEX SECTION

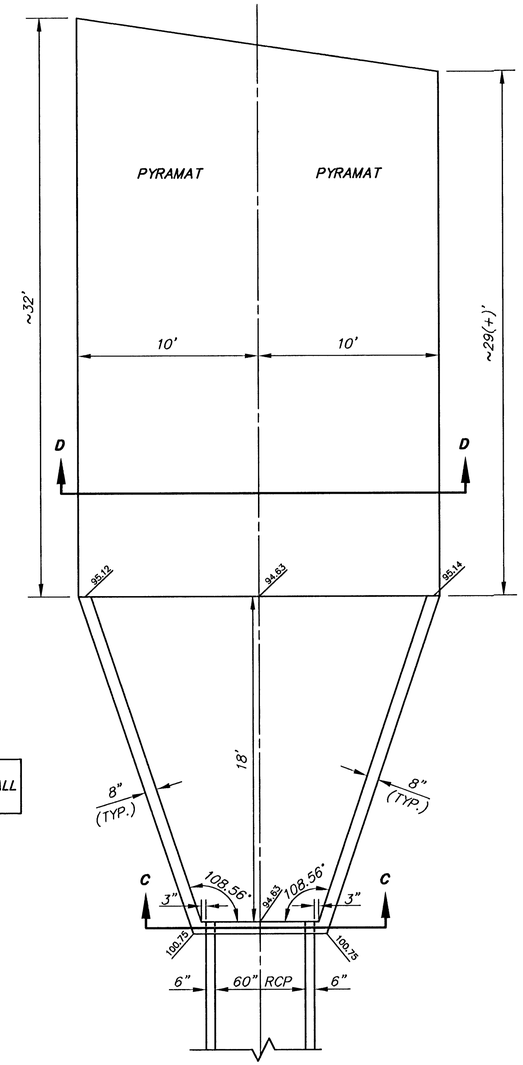

PLAN

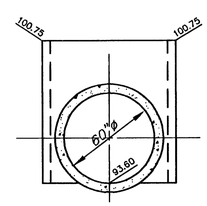

SECTION CC

HEADWALL DETAIL

AT ~ STA. 15+57 (EAST/LEFT BANK)

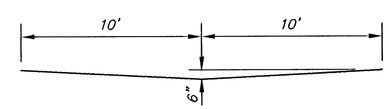

SECTION DD

CONCRETE SWALE SECTION

MID-KANSAS ENGINEERING CONSULTANTS, INC.
411 N. WEBB ROAD
WICHITA, KS. 67206
316-684-9600

AREA "K" PART 2 - PHASE 1
WICHITA DRAINAGE CANAL
PROJECT NAME

HEADWALL DETAILS & SECTIONS
SHEET TITLE

JNJ	MLW	JNJ
DESIGN BY:	DRAWN BY:	CHECKED BY:
JANUARY 1999	94011	29 / 64
DATE	JOB NO.	SHEET/OF

G:\CIVIL\AREA_K\94011\DETAILS\94011DTL2.DWG Tue Feb 09 08:35:19 1999 BY MLW
G:\CIVIL\AREA_K\94011\DETAILS\94011DTL2.DWG 1-22-99 94911 am EST