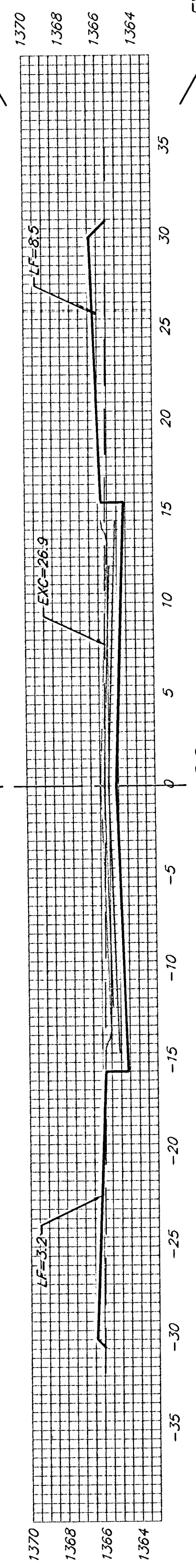
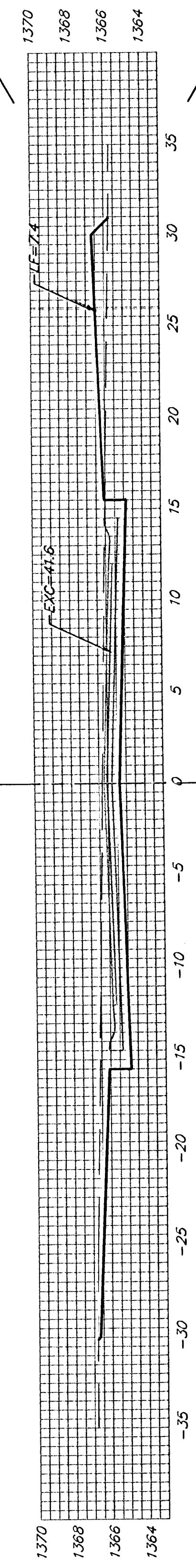


EXC = 29.4
 LF = 23.3
 CF = 0.0



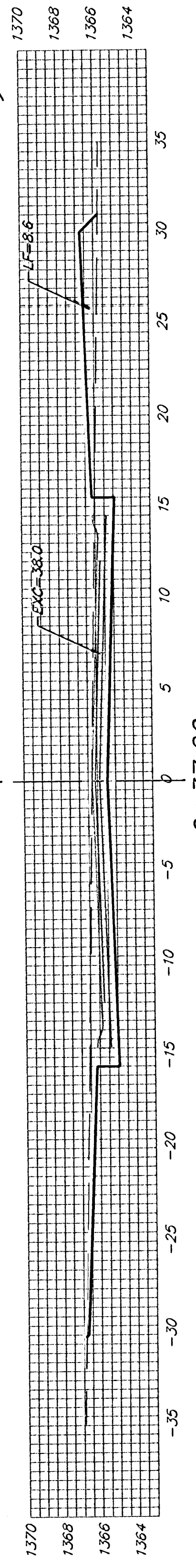
1+00.00

EXC = 63.4
 LF = 17.7
 CF = 0.0



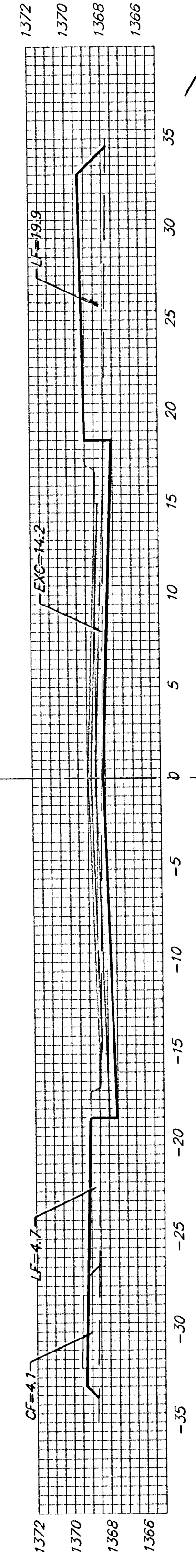
0+50.00

EXC = 19.2
 LF = 3.9
 CF = 0.0



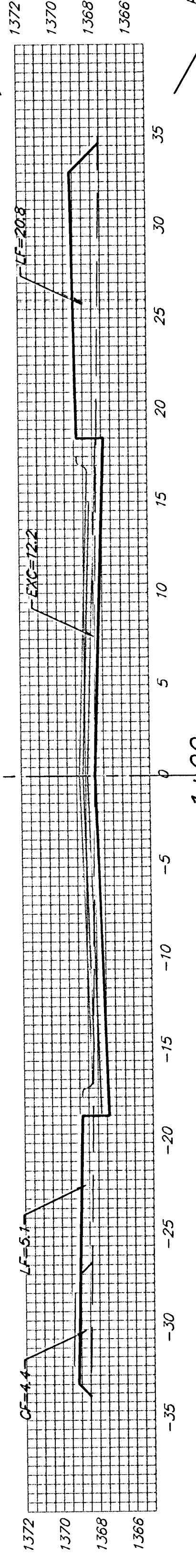
0+37.00

KITE CT. (LOTS 11-17, BLOCK D)



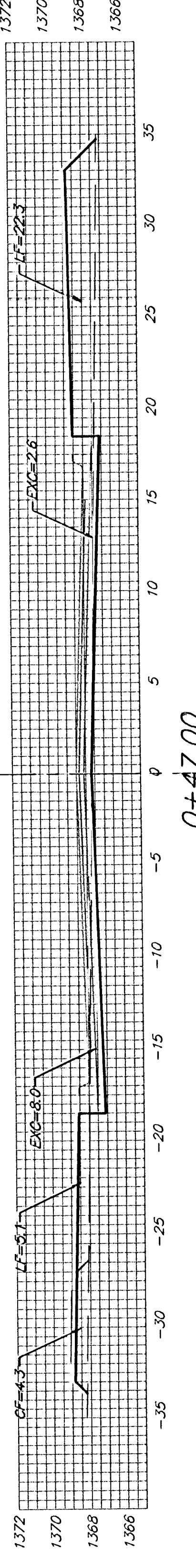
1+27.14

EXC = 13.3
 LF = 25.4
 CF = 4.3



1+00.00

EXC = 22.4
 LF = 52.3
 CF = 8.5



0+47.00

MARBLEFALLS

Sheet Totals:
 Excavation = 147.7 C.Y.
 Loose Fill = 122.6 C.Y.
 Compacted Fill = 12.8 C.Y.

Baughman
 Baughman Company, P.A. 315 Ellis St. Wichita, KS 67211 P 316-262-7271 F 316-262-0149
 ENGINEERING | SURVEYING | PLANNING | LANDSCAPE ARCHITECTURE
 PROJECT NUMBER: 472-84264 SHEET: 36 OF 44
 Falcon Falls 2nd Phase