
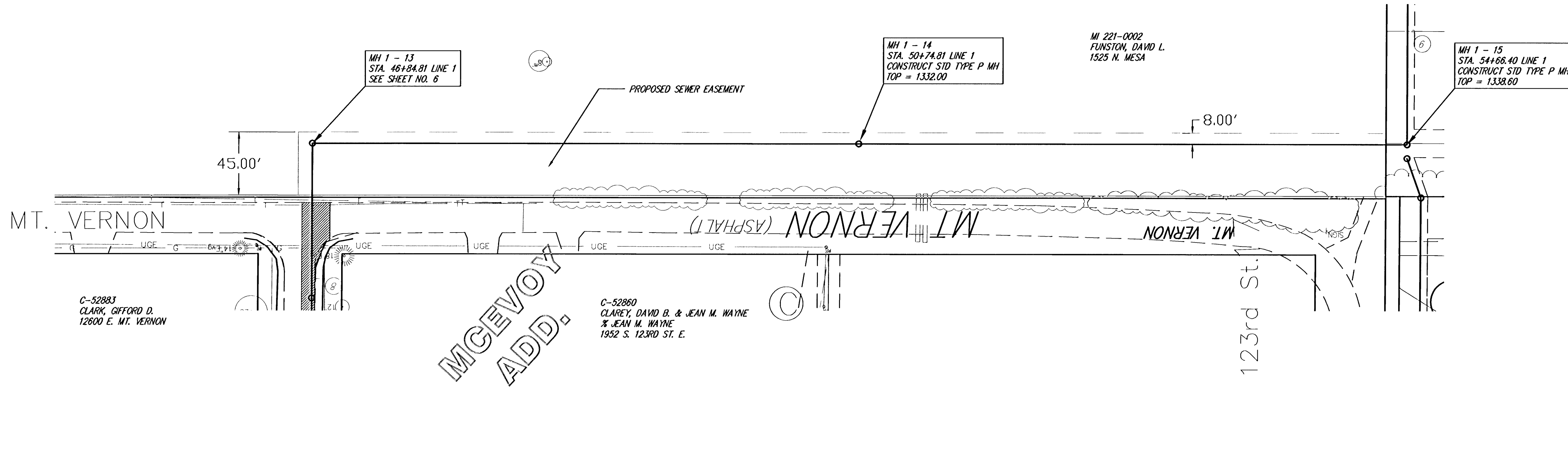
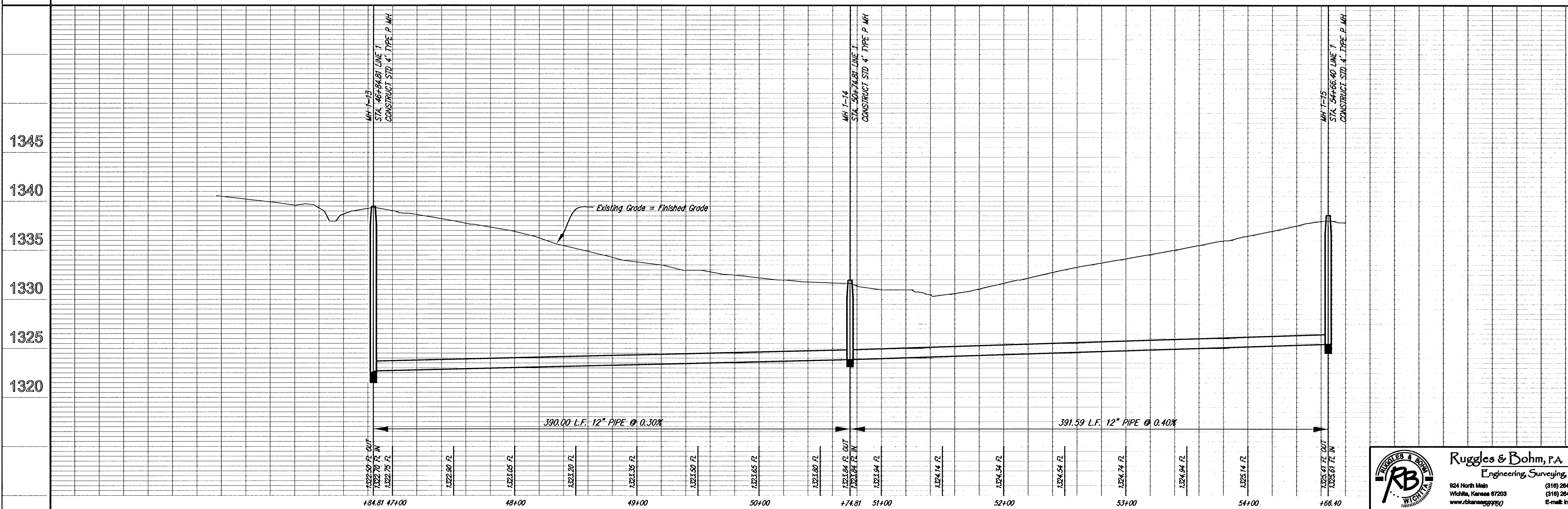
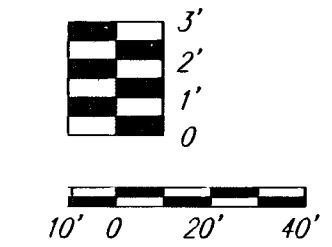


SE 1/4, SEC. 29, T 26 S, R 1 E



Scale 1" = 40' (Horiz.)
1" = 5' (Vert.)



DESIGN PDC UTILITY	DATE 9/27/05	REVIEW REVIEW 11/17/05
PROJECT NUMBER 468-84026	DRAWING FILE engb_b066	
SANITARY SEWER MAIN LINE 1, MCEVOY WICHITA, KANSAS		
1345	1340	1335
1330	1325	1320

Ruggles & Bohm, P.A.
Engineering, Surveying, Land Planning

824 North Main
Wichita, Kansas 67203
www.rkansaseng.com

(316) 264-9008
(316) 264-4821 fax
E-mail: info@rkansas.com

REV. JOB
2612X
SHEET
7
OF
17