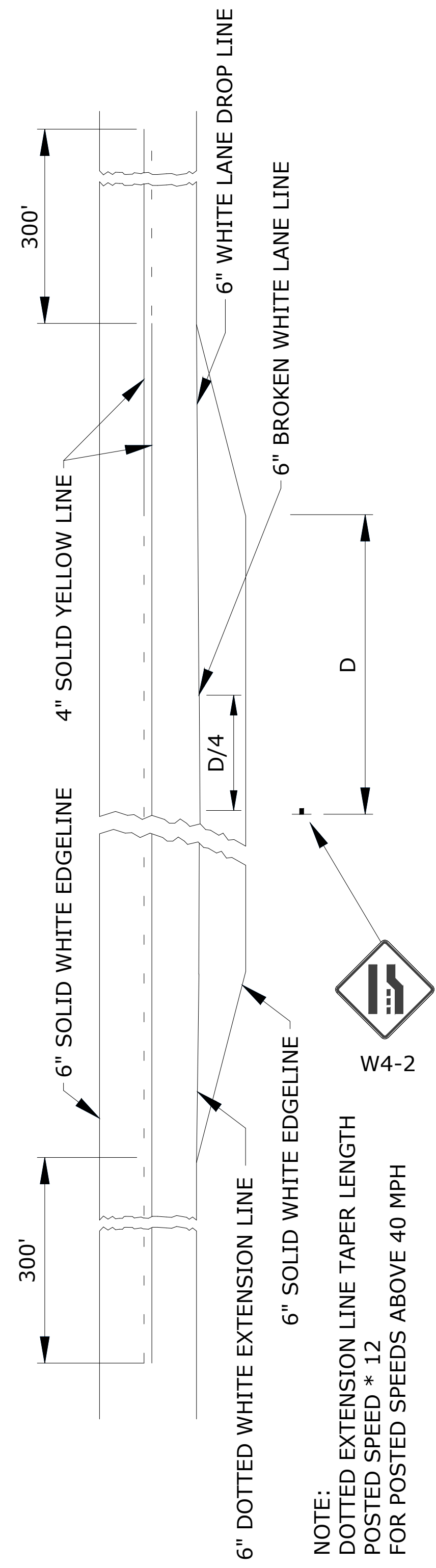


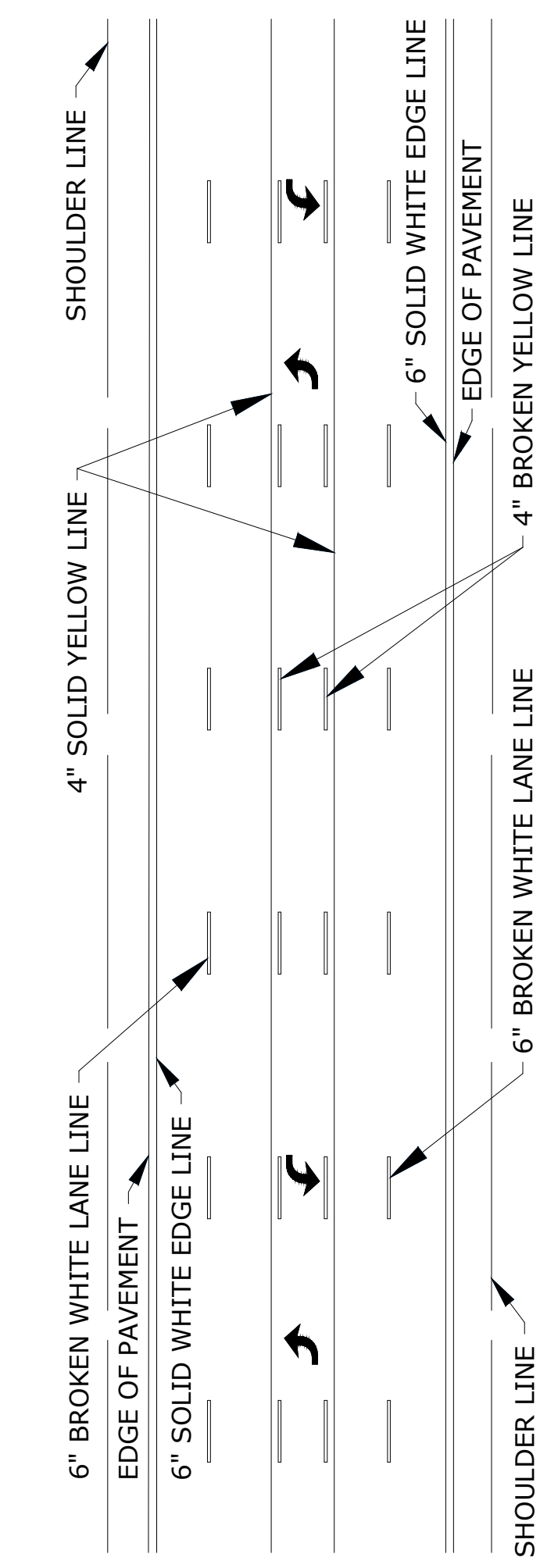
STATE	PROJECT NO.	YEAR	SHEET NO.	TOTAL SHEETS
KANSAS	87 U 2386-01	2023	11	18

NOTE:
ALL PAVEMENT MARKINGS SHALL BE BROKEN AT
CROSS ROADS.

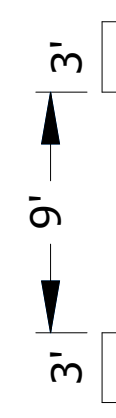
FOR HIGHWAY JUNCTIONS THE NO PASSING
ZONE WILL EXTEND 1000' FROM INTERSECTION.



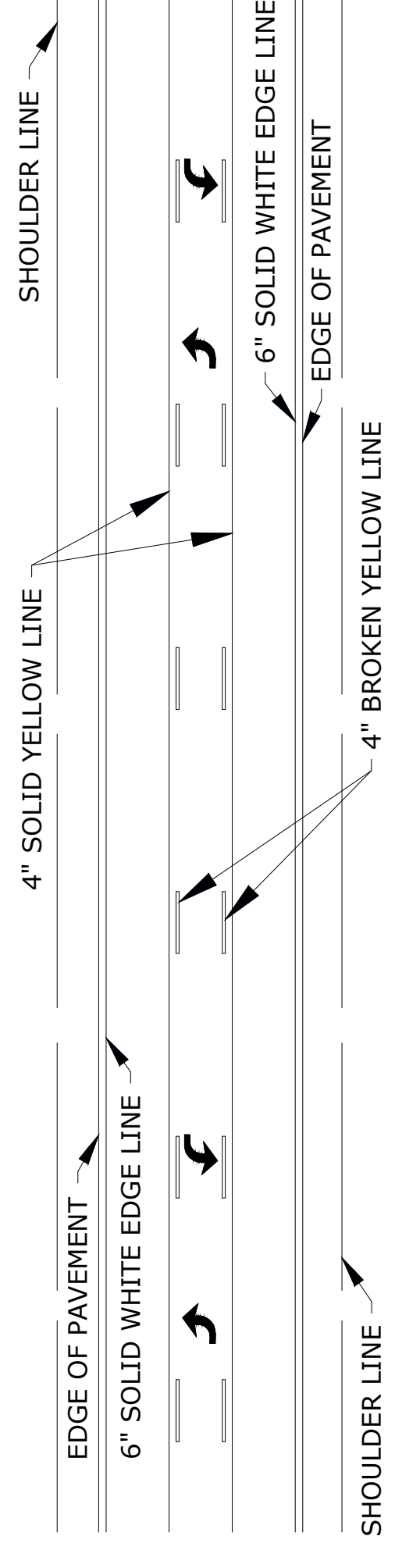
TYPICAL MARKING FOR AUXILIARY PASSING LANE



TYPICAL SPACING
FOR DOTTED EXTENSION
LINES, UNLESS OTHERWISE
NOTED ON PLANS.

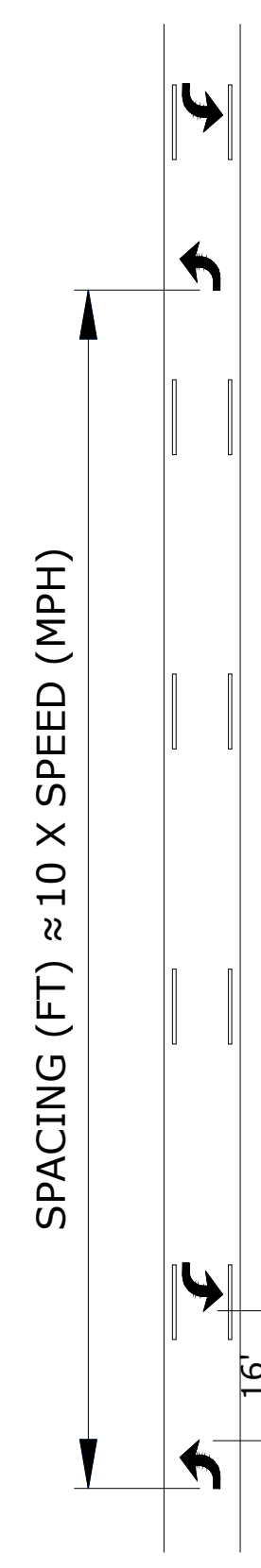


TYPICAL SPACING
FOR LANE DROP.
UNLESS OTHERWISE
NOTED ON PLANS.

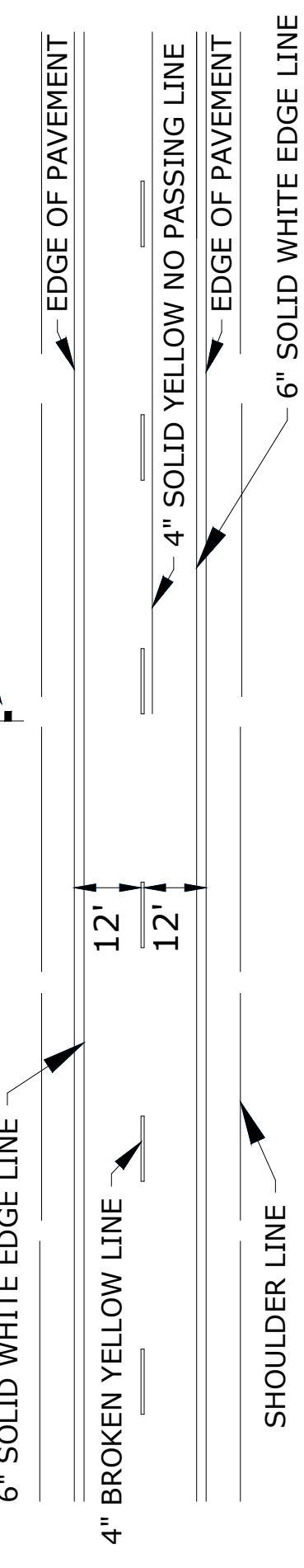


TWO-WAY LEFT TURN DETAIL FOR FIVE LANE ROADWAY

TWO-WAY LEFT TURN DETAIL FOR THREE LANE ROADWAY



TWO-WAY LEFT TURN ARROW SPACING DETAIL



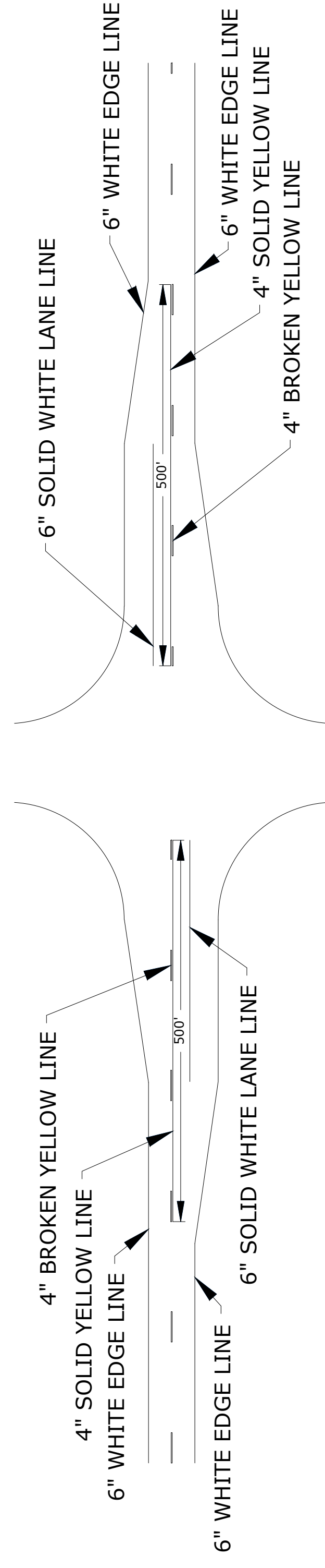
TYPICAL MARKINGS FOR FOUR LANE ROADWAY

TYPICAL TWO LANE MARKINGS

NOTE:
LONGITUDINAL PAVEMENT MARKING LINES SHALL BE OFFSET
A MINIMUM OF 2" FROM LONGITUDINAL PAVEMENT JOINTS.

NOTE:
ON NON I, US, AND K ROUTES, 4" EDGE LINES MAY BE INSTALLED.
6" EDGE LINES ARE NOT REQUIRED ON NON I, US, AND K ROUTES.

TYPICAL ROAD JUNCTION MARKINGS WITH BYPASS LANES



KANSAS DEPARTMENT OF TRANSPORTATION			
TYPICAL PAVEMENT MARKING DETAILS FOR UNDIVIDED ROADWAYS			
TE308			
DESIGNED	J.F.F. QUANTITIES	TRACED	
DESIGNER	J.F.F. QUANTITIES	TRACED	
DESIGNER	J.F.F. QUANTITIES	TRACED	
NO.	DATE	REVISIONS	BY
3	6/26/12	Added Dotted Extension and Lane Drop Lines	B.A.H.
2	9/20/05	Removed Aux. Passing Lane Dotted Ext. Line	J.F.F.
1	7/26/05	New FHWA Approval Date	J.F.F.