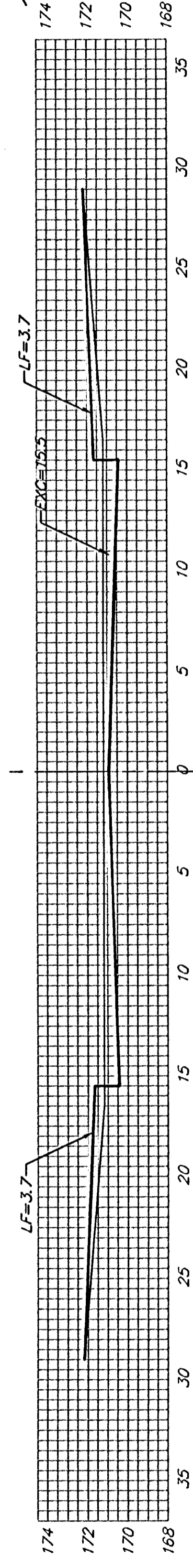
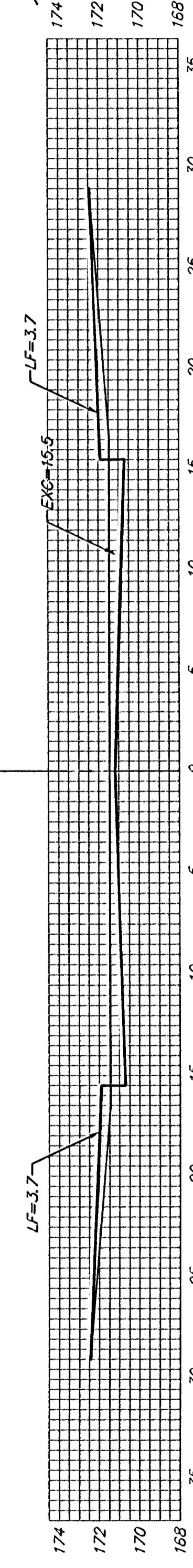


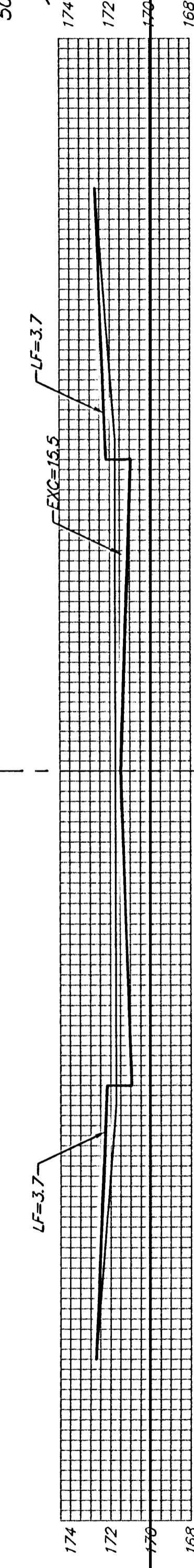
EXC = 26.8
LF = 12.8
CF = 0.0



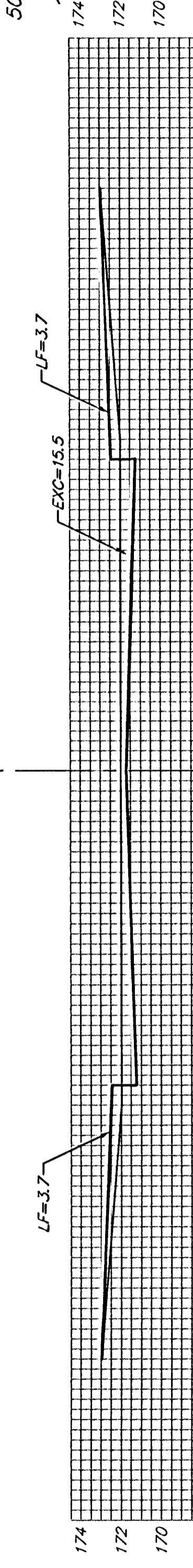
EXC = 28.7
LF = 13.7
CF = 0.0



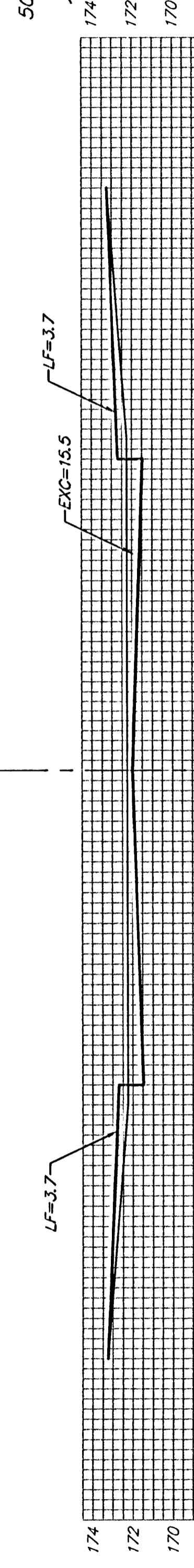
EXC = 28.7
LF = 13.7
CF = 0.0



EXC = 28.7
LF = 13.7
CF = 0.0



EXC = 28.7
LF = 13.7
CF = 0.0



EXC = 28.7
LF = 13.7
CF = 0.0

Sheet Totals:
Excavation = 141.6 C.Y.
Loose Fill = 67.6 C.Y.
Compacted Fill = 0.0 C.Y.

AKSARBEN CT.

Baughman ENGINEERING | SURVEYING | PLANNING | LANDSCAPE ARCHITECTURE
 PROJECT NUMBER: 472-83671 SHEET: 26 OF 30
 CopperOate/Phase3/NS7 04-06-E956