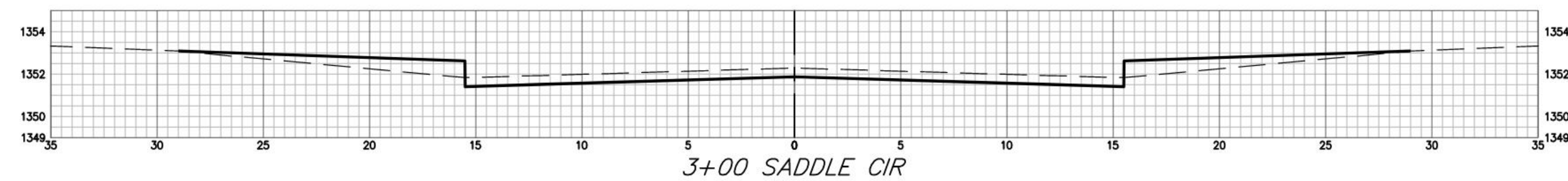
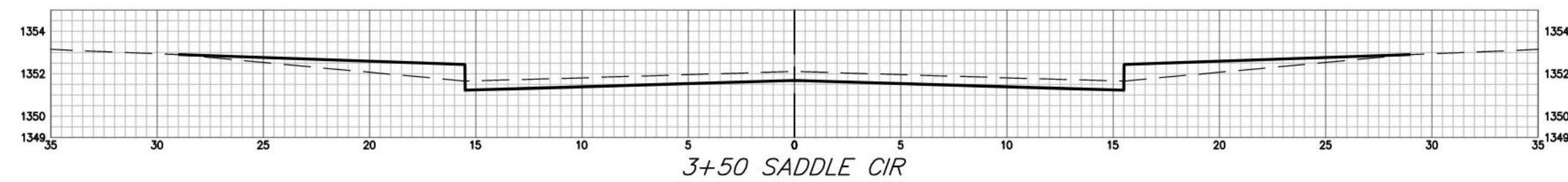
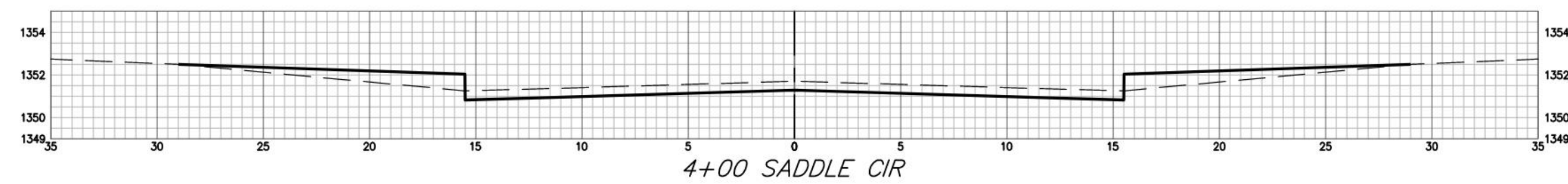
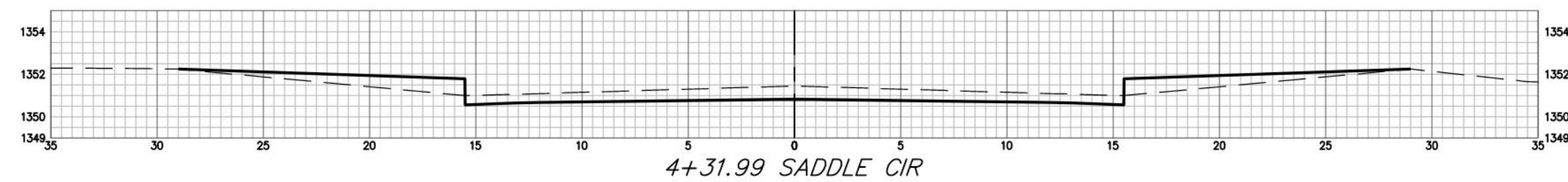


SADDLE CIR CY Excavation (unadjusted)				SADDLE CIR CY Loose Fill (unadjusted)			
Station	Area	Volume	Total	Station	Area	Volume	Total
-0+50	0.00	0.00	0.00	-0+50	0.00	0.00	0.00
-0+35	8.54	2.37	2.37	-0+35	22.52	6.25	6.25
-0+15	35.44	16.29	18.66	-0+15	11.16	12.47	18.73
-0+00	43.15	21.83	40.49	-0+00	10.62	6.05	24.78
0+24.99	23.39	30.80	71.29	0+24.99	13.07	10.96	35.74
0+49.99	12.97	16.83	88.12	0+49.99	10.61	10.96	46.70
1+00	12.97	24.02	112.14	1+00	10.61	19.65	66.35
1+50	12.97	24.02	136.16	1+50	10.61	19.64	85.99
2+00	12.97	24.02	160.18	2+00	10.61	19.64	105.63
2+50	12.97	24.02	184.20	2+50	10.61	19.64	125.27
3+00	12.97	24.02	208.22	3+00	10.61	19.64	144.92
3+50	12.97	24.02	232.24	3+50	10.61	19.64	164.56
4+00	12.97	24.02	256.26	4+00	10.61	19.64	184.20
4+31.99	15.48	16.86	273.12	4+31.99	10.61	12.57	196.77



**BAUGHMAN  
COMPANY**

315 Ellis St.  
Wichita, KS 67211  
316-262-7271  
BaughmanCo.com

TURKEY CREEK 4TH  
ADDITION - PHASE III

**EARTHWORK  
CROSS  
SECTIONS**

Street Paving Improvements

PROJECT NUMBER:  
472-2020-085620

DESIGN: DMV DRAWN: JAK

DATE: Sept. 18, 2023

SHEET OF  
**23 28**

File: E:\Projects\Turkey Creek 4th\_1\Engineering\Phase 3\STR\_22-06-E217\STR\_22-06-E217.dwg