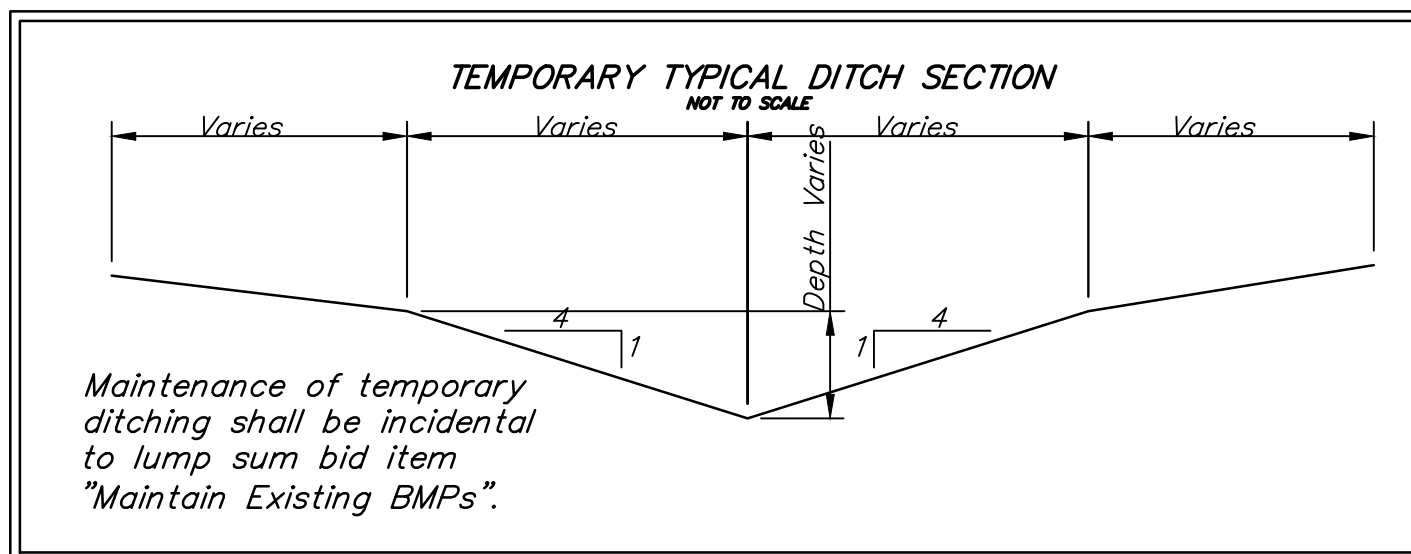
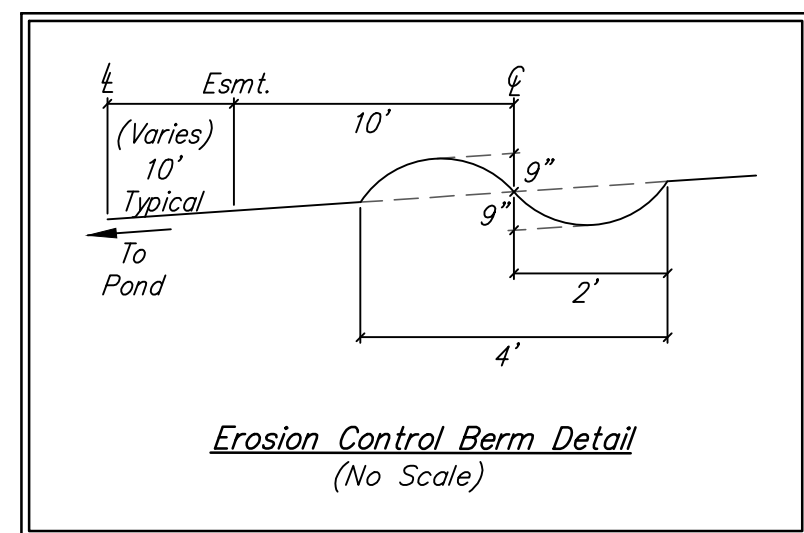


EROSION CONTROL MEASURE	INSTALL	MAINTAIN	REMOVE
BACK OF CURB PROTECTION (LF)	0	0	0
CONSTRUCTION ENTRANCE (EA)	0	1	0
CURB INLET BARRIER (EA)	0	0	0
DITCH CHECK (EA)	0	17	0
DROP INLET PROTECTION (EA)	0	3	0
EROSION CONTROL (LS)	0	0	0
EROSION CONTROL BERM (LF)	0	600	0
SILT FENCE (LF)	0	280	0
EROSION CONTROL MAT (SY)	0	6,272	0

QUANTITIES ARE FOR INFORMATION ONLY! CONTRACTOR SHALL VERIFY QUANTITIES PER FINAL BID QUANTITY SHEET.


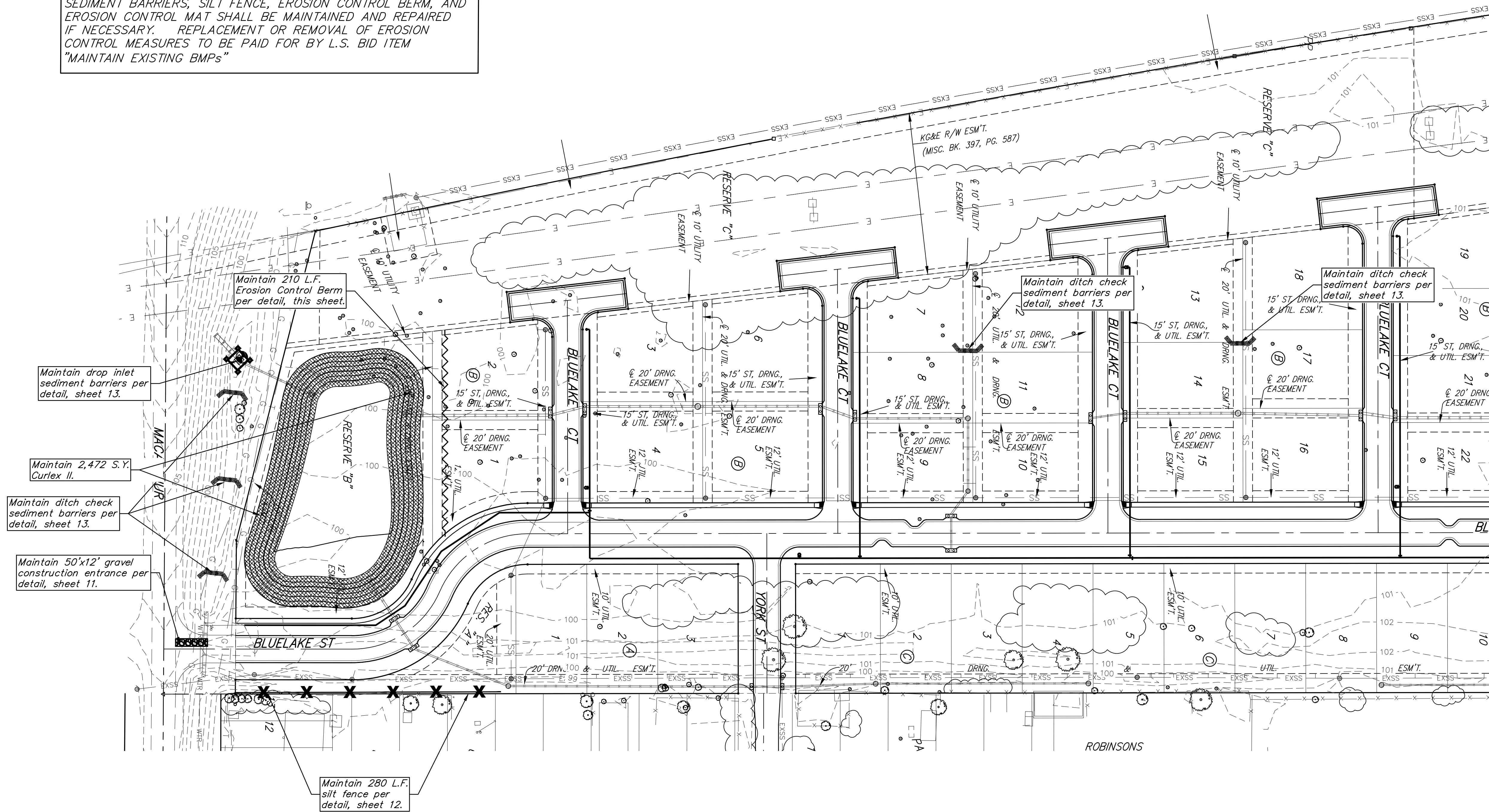
* ALL EXISTING BMPs INCLUDING CONSTRUCTION ENTRANCE, SEDIMENT BARRIERS, SILT FENCE, EROSION CONTROL BERM, AND EROSION CONTROL MAT SHALL BE MAINTAINED AND REPAIRED IF NECESSARY. REPLACEMENT OR REMOVAL OF EROSION CONTROL MEASURES TO BE PAID FOR BY L.S. BID ITEM "MAINTAIN EXISTING BMPs"



---100--- Existing Grade

EROSION CONTROL PLAN LEGEND

- DROP INLET PROTECTION
- CURB INLET PROTECTION
- DITCH CHECKS
- SILT FENCING
- STRAW WATTLE DITCH CHECKS
- EROSION CONTROL BERM
- BACK OF CURB PROTECTION
- EROSION CONTROL MAT
- TEMPORARY DITCH



BAUGHMAN COMPANY
 315 Ellis St.
 Wichita, KS 67211
 316-262-7271
 BaughmanCo.com

BLUE LAKE 3RD ADD.
 Phase 1

EROSION CONTROL PLAN

WATER DISTRIBUTION SYSTEM

PROJECT NUMBER:
 23-01-E415

DESIGN: DRAWN:
 DATE: October 13, 2023

SHEET **7** OF **18**

File: E:\Projects\Blue Lake 3rd Addition_22-02-P755\Engineering\Phase 1\WTR 23-01-E415\Water.dwg