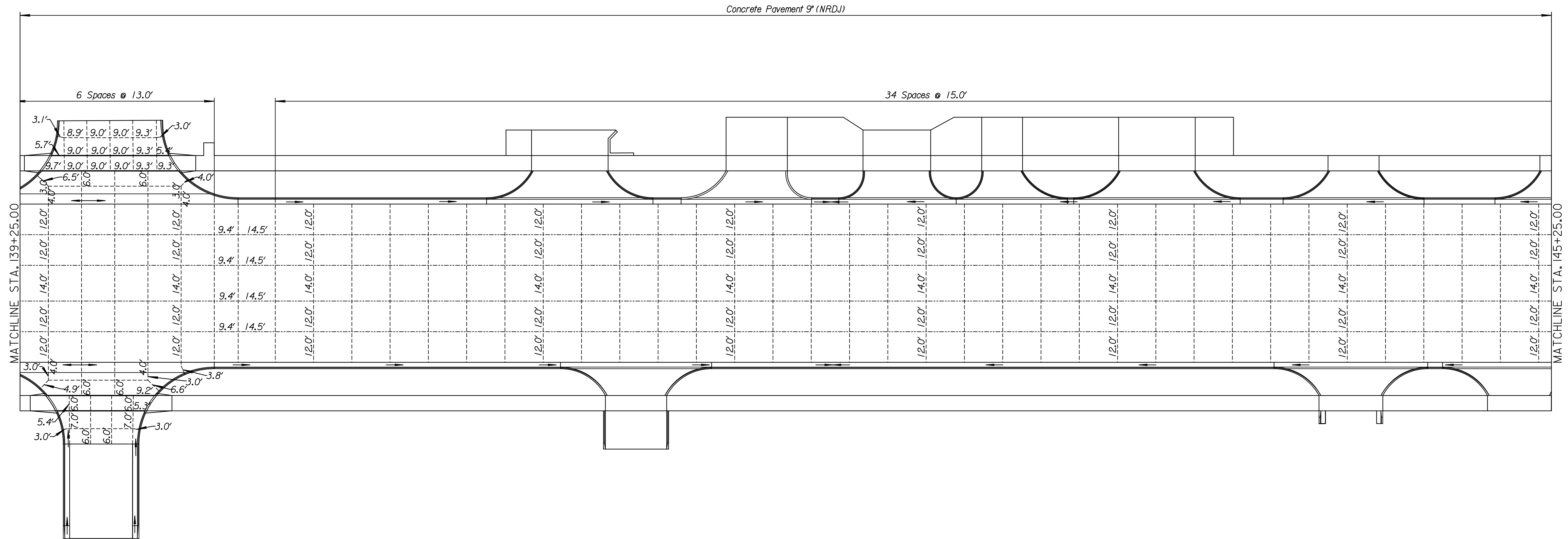
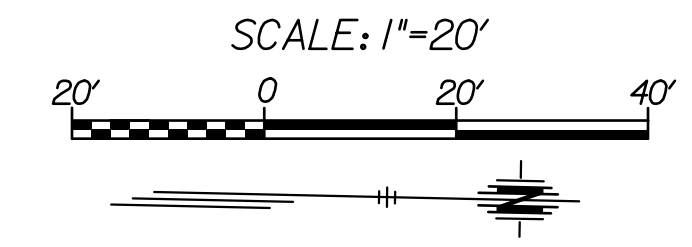


- LEGEND**
- Contraction Joint
 - Longitudinal Joint
 - ==== Expansion Joint
 - 3/4" Core Hole

Notes:
 All concrete pavement on valley gutters shall be "Concrete Pavement (VG) 8" (Reinf.)" See Sheet
 Pavement joints shall be continued through curb & gutter and match joint patterns where possible
 All joints within the reinforced concrete pavement shall be tied with #4 bars 2' long spaced on 30" centers in all directions with 6" x 12" - W4 x W4 welded wire mesh.
 For jointing at drives, entrances and valley gutters, See Sheets 120,121,&128




MATCHLINE STA. 139+25.00

MATCHLINE STA. 145+25.00

TRANSYSTEMS
 245 N. WACO
 SUITE 222
 WICHITA, KANSAS 67202
 MAIN: 316-303-3000
 FAX: 316-462-5629

CONSULTANTS:

WEST STREET IMPROVEMENTS
 FROM PAWNEE TO HARRY



REVISIONS:	MARK	DATE	DESCRIPTION

PROJ NO: 87 N-0720-01
 SCALE: 1"=20'
 DATE: 9/25/2023
 DESIGNED BY: DJK
 DRAWN BY: DJK
 CHECKED BY: MDB

SHEET TITLE:
**WEST STREET JOINTING PLAN
 STA. 139+25.00 TO
 STA. 145+25.00**

SHEET NO.
103