


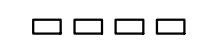

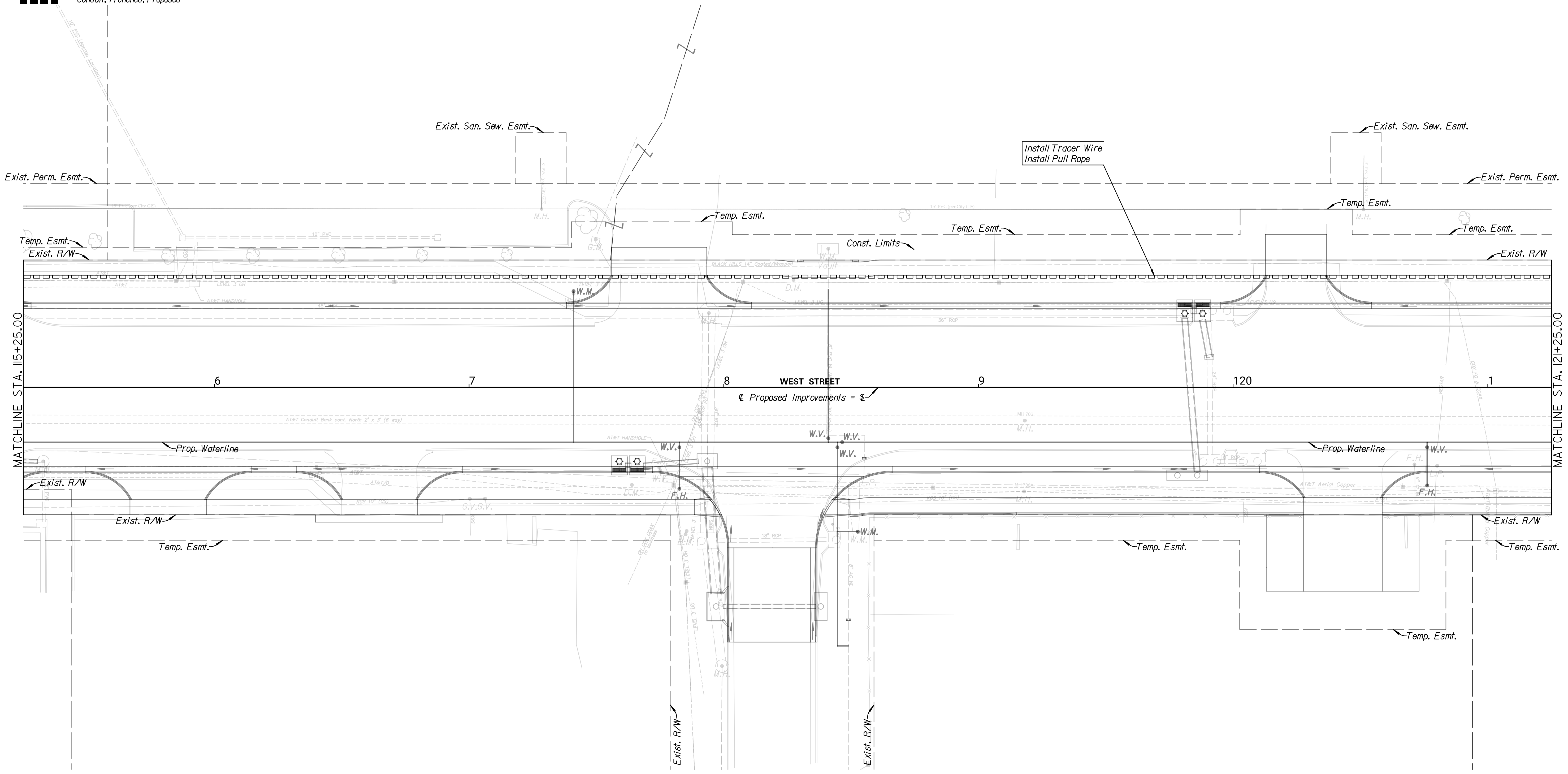
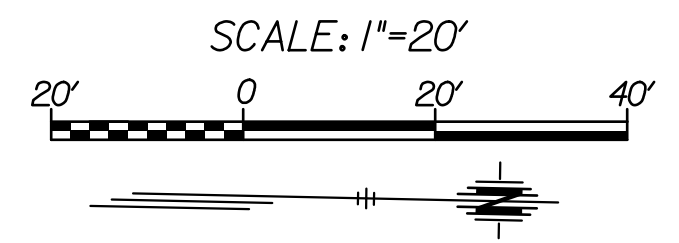


LEGEND

-  Fiber Optic Cable Splice Vault (Proposed)
-  Fiber Optic Cable Splice Vault (Existing)
-  Pad Mounted Traffic Signal Cabinet
-  Conduit, Bored, Proposed
-  Conduit, Trenched, Proposed



Install Tracer Wire  
Install Pull Rope

**GENERAL NOTES:**

DEVICE AND CONDUIT SYMBOLGY ON PLAN SHEET IS NOT SHOWN TO SCALE FOR PLAN CLARITY. DO NOT SCALE LOCATIONS FROM PLAN SHEET.

EXISTING FEATURES & UTILITIES ARE SHOWN FROM AVAILABLE INFORMATION & SHOULD BE CONSIDERED APPROXIMATE ONLY. IT IS THE RESPONSIBILITY OF THE CONTRACTOR TO VERIFY UTILITIES & THEIR EXACT LOCATION PRIOR TO CONSTRUCTION.

SEAL ALL ENDS OF CONDUITS WITH MECHANICAL PLUGS.

INSTALL PULL TAPE IN THE DUCT BANK & TRACER WIRE PER SPECIFICATIONS.

**TRANSYSTEMS**  
 245 N. WACO  
 SUITE 222  
 WICHITA, KANSAS 67202  
 MAIN: 316-303-3000  
 FAX: 316-462-5629

CONSULTANTS:

**WEST STREET IMPROVEMENTS FROM PAWNEE TO HARRY**

WICHITA, KANSAS



REVISIONS:	MARK	DATE	DESCRIPTION

PROJ NO: 87 N-0720-01  
 SCALE: 1"=20'  
 DATE: 9/25/2023  
 DESIGNED BY: SSP  
 DRAWN BY: LCV  
 CHECKED BY: MDB

**SHEET TITLE:**  
 WEST STREET  
 COMM. DUCT BANK  
 PLAN LAYOUT  
 STA. 115+25.00 TO  
 STA. 121+25.00

SHEET NO.  
**326**  
 SHEET 326 OF 517

9/25/2023 8:44:21 PM c:\transystems\paw\_boralltransystems\paw\1a-e\_korhads\0984549\CHTS-M01-08.DGN