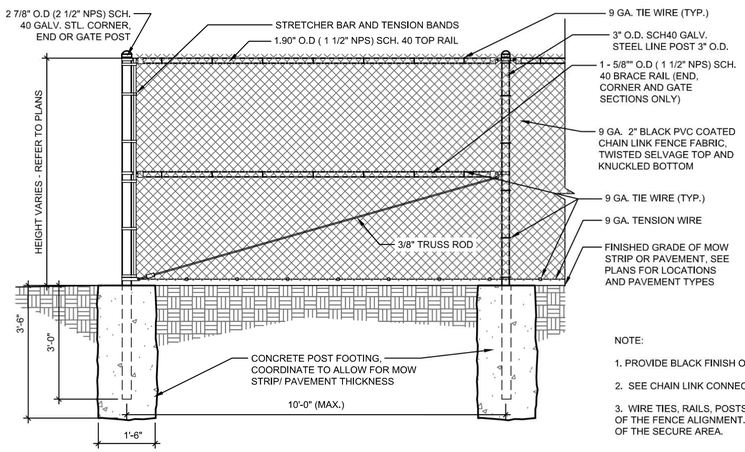

NOTE:

1. PROVIDE BLACK FINISH ON ALL GATE COMPONENTS.

2. SEE CHAIN LINK CONNECTION DETAILS FOR FABRIC ATTACHMENT.

3. WIRE TIES, RAILS, POSTS, AND BRACES SHALL BE CONSTRUCTED ON THE SECURE SIDE OF THE FENCE ALIGNMENT. CHAIN-LINK FABRIC SHALL BE PLACED ON THE OPPOSITE SIDE OF THE SECURE AREA.

1 CHAINLINK FENCE (TYP.)

1/2" = 1'-0"

VIEW-294592321

NOTES:
1- SEE SPECIFICATIONS FOR ADDITIONAL TREE PROTECTION REQUIREMENTS.

2- IF THERE IS NO EXISTING IRRIGATION, SEE SPECIFICATIONS FOR WATERING REQUIREMENTS.

3- NO PRUNING SHALL BE PERFORMED EXCEPT BY APPROVED ARBORIST.

4- NO EQUIPMENT SHALL OPERATE INSIDE THE PROTECTIVE FENCING INCLUDING DURING FENCE INSTALLATION AND REMOVAL.

5- SEE SITE PREPARATION PLAN FOR ANY MODIFICATIONS WITH THE TREE PROTECTION AREA.

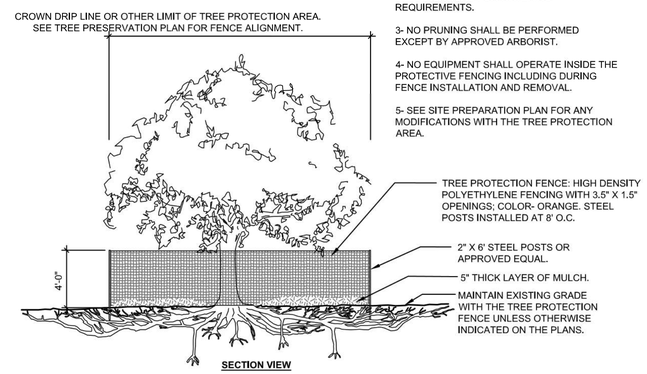

2 TREE PROTECTION DETAIL

3/16" = 1'-0"

VIEW-298131347

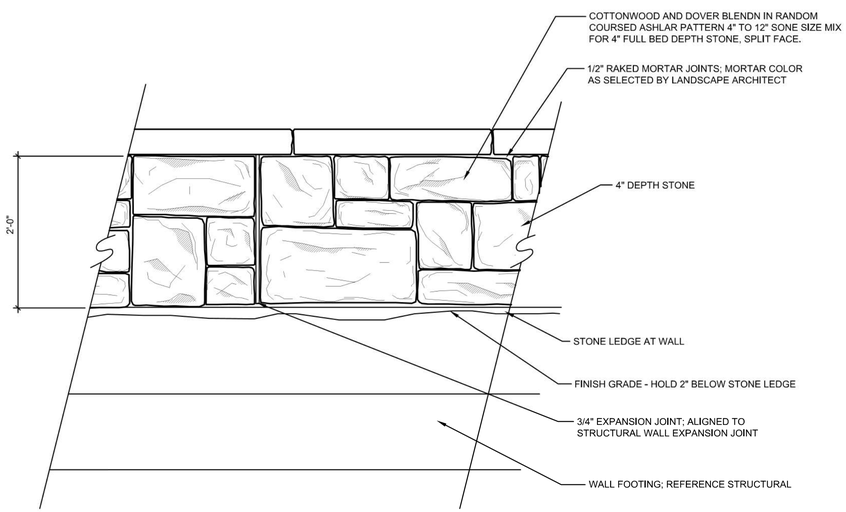

3 STONE VENEER

1" = 1'-0"

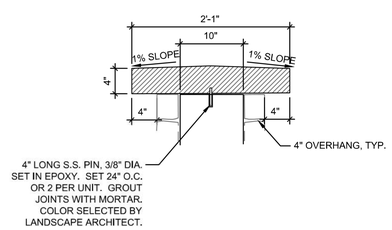

4 SEAT CAP WALL

1" = 1'-0"

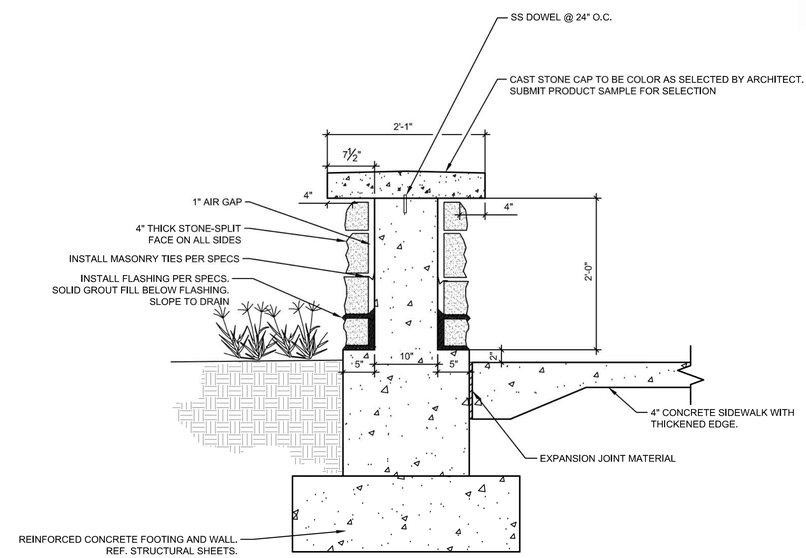

5 SEATING WALL SECTION

1" = 1'-0"

VIEW-853355766

PEC
PROFESSIONAL ENGINEERING CONSULTANTS
303 SOUTH TOPEKA
WICHITA, KS 67202
316-262-2691 www.pec1.com

CITY OF WICHITA

NICHOLAS L. STAHL
LICENSED
8/8
10/26/2023
KANSAS
LANDSCAPE ARCHITECT

SOUTH LAKES PARK - PICKLEBALL COMPLEX

WICHITA, KS

Issue:		
	BID SET	5/25/23

JOB NO.	220008-001
DATE	25 MAY 2023
PM	NLS
DESIGNED BY	NLS
DRAWN BY	JSG
CHECKED BY	MEB

SITE ARCHITECTURAL DETAILS

SA507

SAVED 10/26/2023 3:32:16 AM BY ROY.THOMAS
PLOTTED 10/26/2023 9:50:30 AM BY ROY THOMAS
U:\WICHITA-CIV\L2022\220008\003\MUN\DRAWINGS\220008-003-SA501.DWG