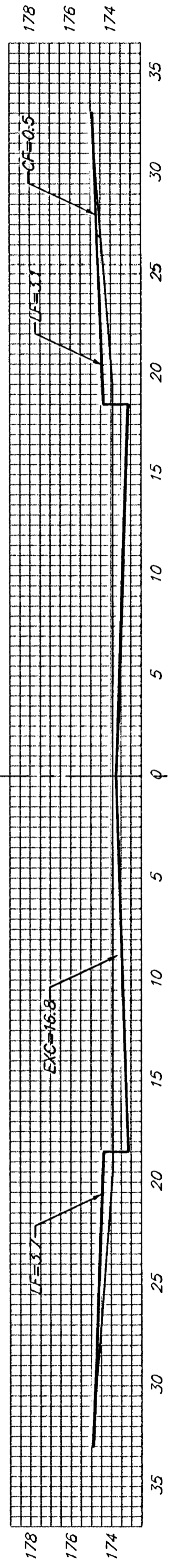
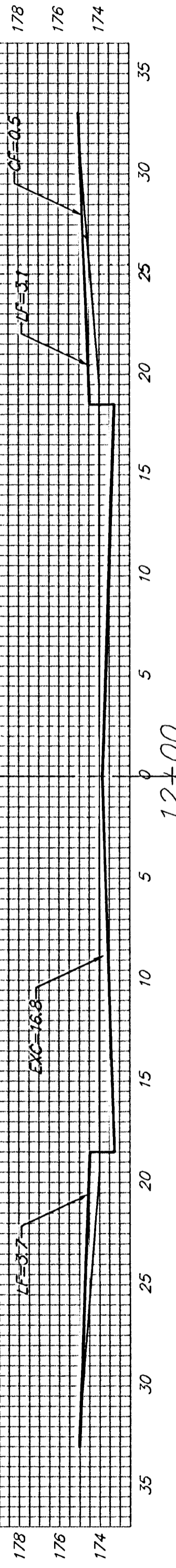


$EXC = 10.5$
 $LF = 4.2$
 $CF = 0.3$



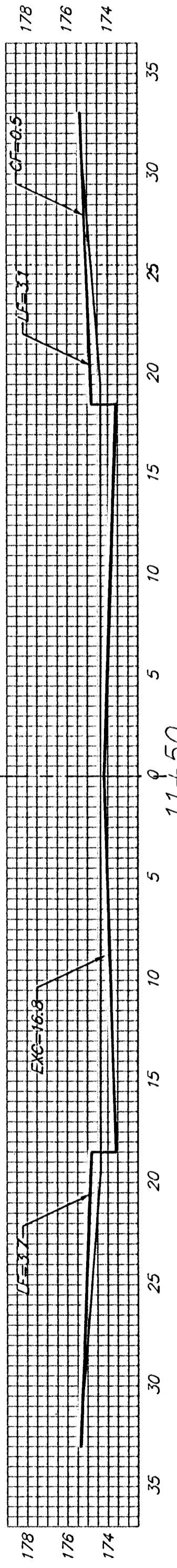
12+16.82

$EXC = 31.1$
 $LF = 12.6$
 $CF = 0.9$



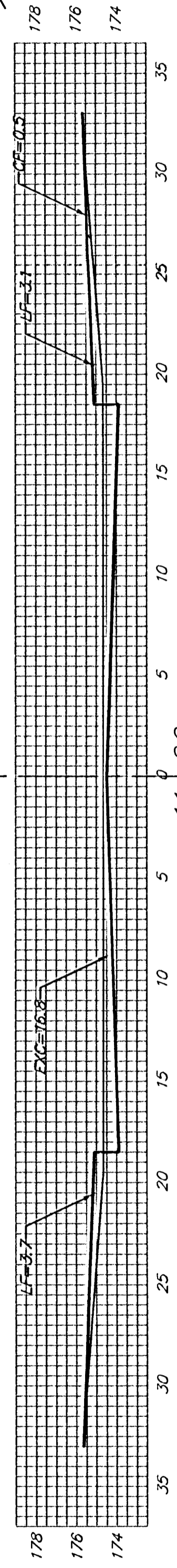
12+00

$EXC = 31.1$
 $LF = 12.6$
 $CF = 0.9$



11+50

$EXC = 31.1$
 $LF = 12.6$
 $CF = 0.9$



11+00

AKSARBEN

Sheet Totals:
 Excavation = 72.7 C.Y.
 Loose Fill = 29.4 C.Y.
 Compacted Fill = 2.1 C.Y.



Baughman Company, P.A. 315 Ella St. Wichita, KS 67211 P 316-262-7271 F 316-262-0149
 ENGINEERING | SURVEYING | PLANNING | LANDSCAPE ARCHITECTURE
 PROJECT NUMBER 472-04104 SHEET 22 OF 28
 CopperGateNorth/XS3 0502-E162