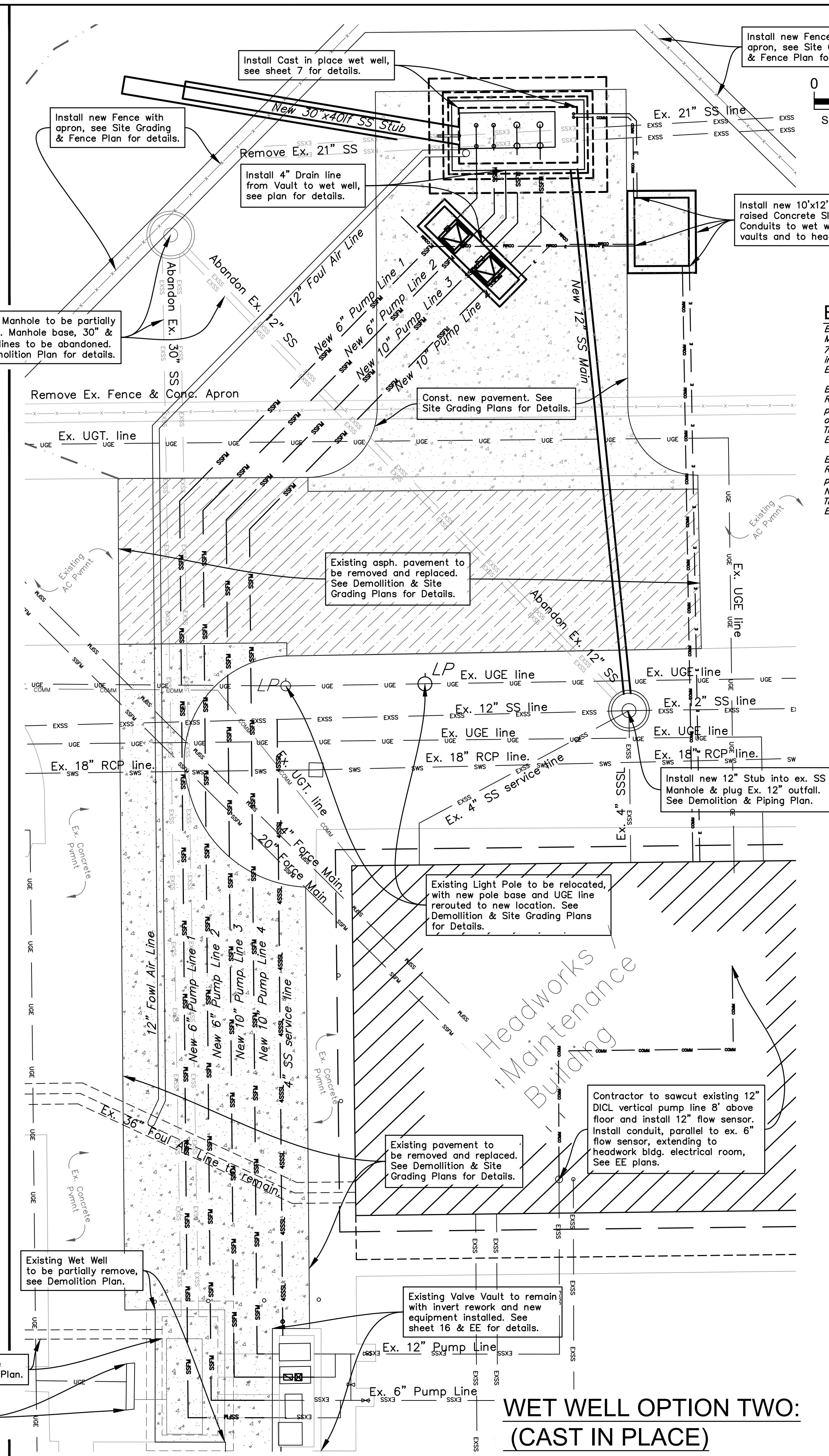
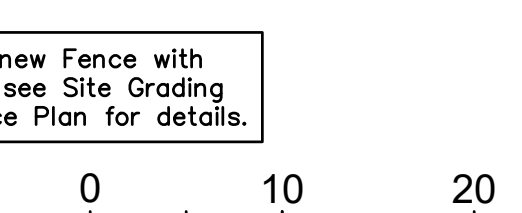



**WET WELL OPTION ONE:
(2-10'Ø MANHOLES)**



**WET WELL OPTION TWO:
(CAST IN PLACE)**

BENCHMARKS
 BM #1:
 Mag Nail on North edge of road,
 78' West of North Entrance Gate
 into Plant 3 Facility.
 Elev. = 1361.84 NGVD88
 BM #2:
 RR Spike in East Transmission
 power pole, 100' West and 4' North
 of the NE corner of Sewer
 Treatment Plant #3 Add.
 Elev. = 1357.64 NGVD88
 BM #3:
 RR Spike in West Transmission
 power pole, 52' North of 37th St.
 N. E. & SE corner of Sewer
 Treatment Plant #3 Add.
 Elev. = 1360.00 NGVD88



**BAUGHMAN
COMPANY**
 315 Ellis St.
 Wichita, KS 67211
 316-262-7271
 BaughmanCo.com

PLANT #3 (NW)
 NEW WET WELL
**WET WELL
 OPTION
 1 & 2
 OVERVIEW**
 SANITARY SEWER
 IMPROVEMENTS
 PROJECT NUMBER:
 468-2023-005511
 DESIGN: PSB DRAWN: LN
 DATE: Dec. 13, 2023
 SHEET OF
2 29

File: C:\Users\pat.BAUGHMAN\Desktop\Projects Copy\30 Inch Gravity Sanitary Sewer Replacement (22-06-EI-186)\Engineering\Plant 3 SS Base.dwg