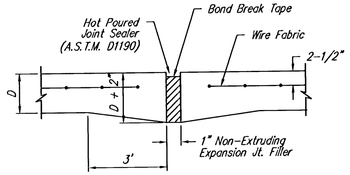

EXPANSION JOINT

NOTE: Extra Thickness to be Subsidiary to Price of Square Yards Pavement

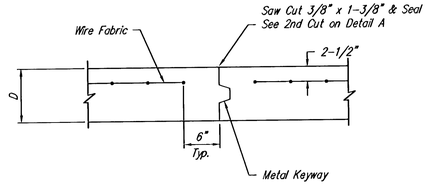

OPTIONAL CONTRACTION JOINT

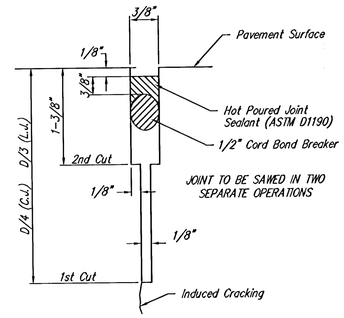

SAW JOINT DETAIL

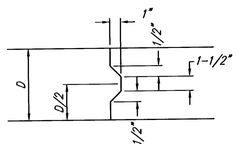

KEYWAY DETAIL

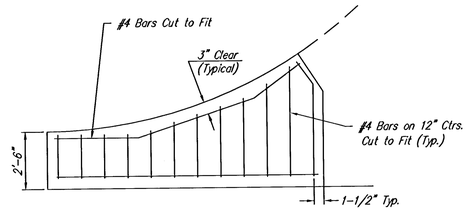

WING REINFORCING DETAIL

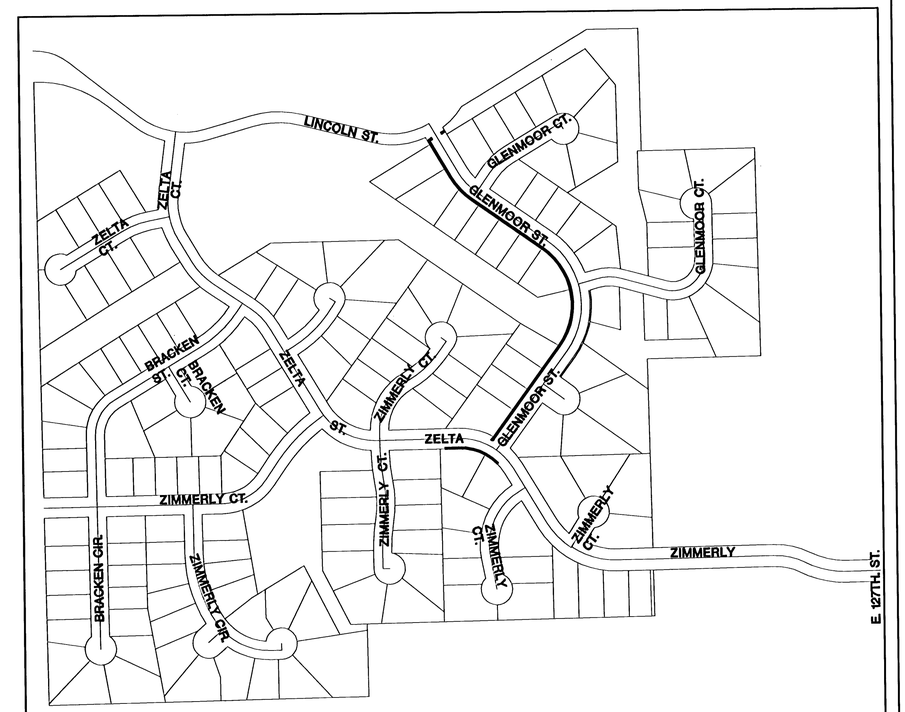

SIDEWALK LOCATION MAP

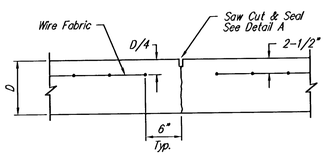

CONTRACTION JOINT DETAIL (C.J.)

6" x 12" W4XW4 WIRE FABRIC REINFORCING SHALL BE PLACED SUCH THAT THE WIRES WITH THE 6" SPACING WILL RUN PARALLEL WITH THE LONGITUDINAL JOINT.

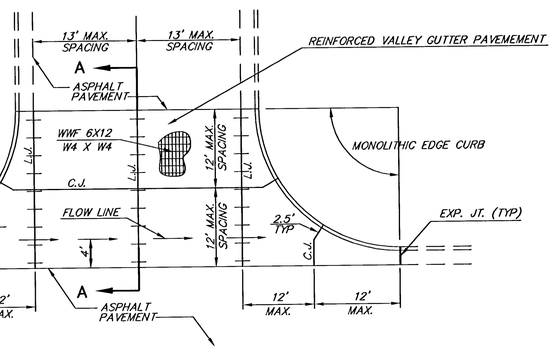

PLAN

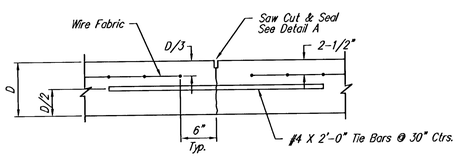

LONGITUDINAL JOINT DETAIL (L.J.)

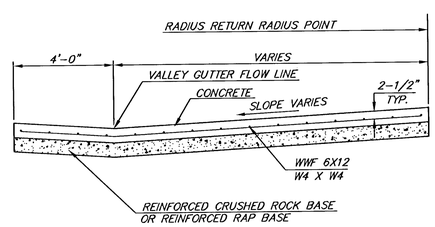

SECTION A-A

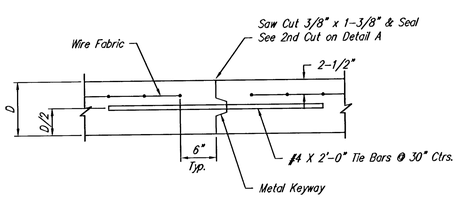

OPTIONAL LONGITUDINAL JOINT DETAIL (L.J.)

REINFORCED VALLEY GUTTER DETAIL

H:\CIVIL\95058\02172\Dwg\Dsn\GLENMOOR\02172ED3.DWG

THE CITY OF WICHITA

CITY ENGINEER'S OFFICE
CITY HALL – SEVENTH FLOOR
455 NORTH MAIN STREET
WICHITA, KANSAS 67202
(316) 268-4501
(316) 268-4114 FAX

VALLEY GUTTER DETAILS

JIM ARMOUR, P.E. – ACTING CITY ENGINEER

PROJECT NUMBER	INDEX CODE
472-83717	———
DATE MAY 2005	SHEET 4 OF 29